

WHALES

ART

WHALE WATCH

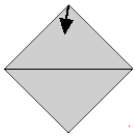
Tape large sheet of butcher paper onto wall. Paint a water line across paper. Draw railing across paper to make it appear the children are on a ship. Have children draw water spouts and whales jumping from water.

WALNUT WHALES

1. Place the flat side of a walnut-shell half on a piece of blue construction paper.
2. Trace the outline of the shell with a pencil and cut out.
3. Glue paper to bottom of shell.
4. Paint shell blue or grey.
5. Cut tail from blue construction paper and glue on.
6. Cut out two white eyes and blue fringe of spouting water and glue them to shell.

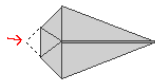
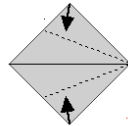
ORIGAMI WHALE

(variation: If you use a large piece of paper, you can use the whale as a hat!)



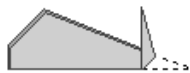
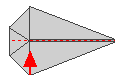
1. Fold a 6" square diagonally and unfold.

2. Fold corners to touch center.



3. Fold tip to meet other folds.

4. Fold in half.



5. Fold tip of tail up.

6. Cut tip of tail and fold outward to make tail fins. Add eye.

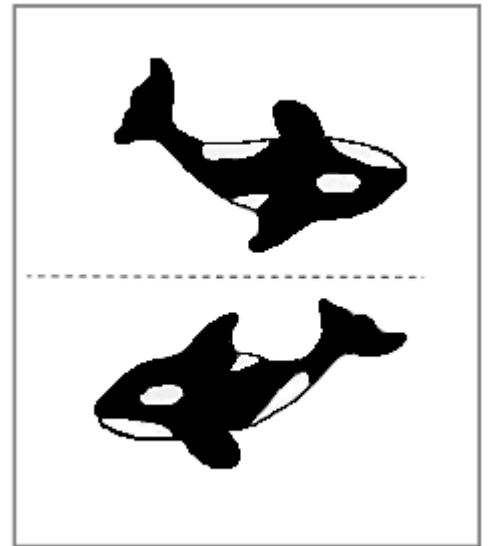


WHALE SPINNER

Materials: scissors, glue pencil or long straw.

Copy and cut out the whale card. Fold along the dotted line with the pictures facing out. Glue the blank sides of the folded cards together over the end of a pencil or straw.

When dry, roll the straw or pencil in your hand to make the card spin back and forth. You should see the tails move.



SONGS

I'M A BIG WHALE (to tune of "Clementine")

I am swimming, I am swimming, I am swimming in the sea.
I'm a big whale and I'm swimming I am swimming in the sea.

I am singing , I am singing, I am singing in the sea.
I'm a big whale and I'm singing, I am singing in the sea.

I am spouting, I am spouting, I am spouting in the sea.
I'm a big whale and I'm spouting, I am spouting in the sea.

DOLPHIN FAMILY (to tune of "The Adams Family")

When they get the notion,
They jump out of the ocean,
With tail fluke locomotion,
The Dolphin family
Swim in the sea, eee eee
Swim in the sea, eee eee
Swim in the sea
Live in a pod
Swim in the sea, eee eee
I bet you didn't suppose
Their blowhole was their nose
And in and out the air goes
The Dolphin family
Swim in the sea, eee eee
Swim in the sea, eee eee
Swim in the sea,
Live in a pod
Swim in the sea, eee eee

THE WHALES (tune of "I'm a Little Teapot")

I'm a humpback whale,
I'm very strong.
I leap about
And sing a song.
I like to eat my fill
In the Northern Sea.
But in the winter,
South I flee.

I am a beluga,
I'm all white.
From head to tail
I'm quite a sight.
You can hear me singing
Way up north,
Playing and swimming
Back and forth.

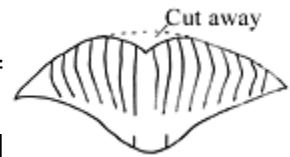
I'm a mighty orca
Black and white.
In the sea
I'm a beautiful sight.
I'm not very big,
But I am sleek.
I hunt for my food
Cause I have teeth.

OTHER FUN STUFF

WHALE SCOOP



1. Draw the mouth shape as shown around the bottom of a milk jug with a marker (use a marker that will wipe off in case you make a mistake). Cut out the mouth in one piece. This piece will be used for the whale's fin.

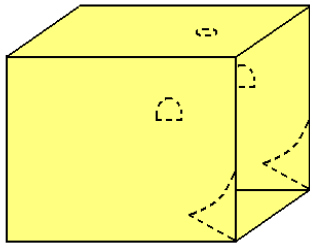


2. Cut two slits in the screw top so that you will be able to insert the fin.
3. Shape the mouth piece to cut it into a fin shape as shown in the diagram.
4. Insert the fin into the two slits you made on the milk jug and glue it in place.
5. Use a permanent black marker to trace around the mouth, draw in eyes, and lines on the fin.

BABY AND MOTHER WHALES

Set up an "ocean" obstacle course in your room. Explain to the children that mother whales are very protective of their calves and the calves stay close to their moms. Divide children into pairs. Let them decide which is the mother and which is the calf. Have the mother whale help the calf "swim" through the "ocean" obstacle course. Let them switch roles and do it again.

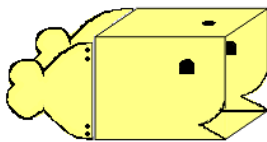
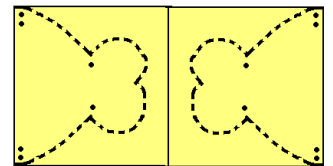
CARDBOARD WHALE



Materials: 2 large appliance boxes. White construction paper, poster board, White tissue paper, paint, yarn

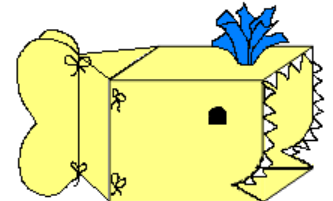
1. Cut end out of 1 box. and place on side.
2. Cut mouth shape at open end of the box. Cut a hole on opposite sides of box for eyes. Cut a small hole on the top for the blow hole.

3. Disassemble 2nd box and lay flat. Draw two whale tails on the cardboard and cut out. (the base of the tail needs to be same height as the body.)



4. Attach tails to both sides of body by poking holes and securing with yarn. Bring the yarn through holes poked in the mid-section to make the 2 tails into 1.

5. Cut several triangles from white poster board for teeth. Staple along mouth edge. Stuff blue tissue paper in blow hole for water spout.



FINGERPLAYS

HUMPBACK

Humpback! Whatta whale! (Make a big "hump" in front of self)
Splashed the water with his tail! (Big clap!)
"Here I go!" I heard him say. (Cup hands to mouth)
Down he went and swam away! ("Dive" with arms)

WHALE

A whale is not as small as us (shake head and finger)
Most whales are bigger than a bus! (stretch arms out wide)
A whale is not like a fish in the sea (shake head and finger)
A whale breathes air like you and me.(take deep breath)
A whale can't walk upon the ground (shake head and finger)
A whale must swim to get around (make swimming motions)
A whale is a mammal just like you and me, (nod head and point to self and children)
But his home is in the deep blue sea! (make wave motions with hand)

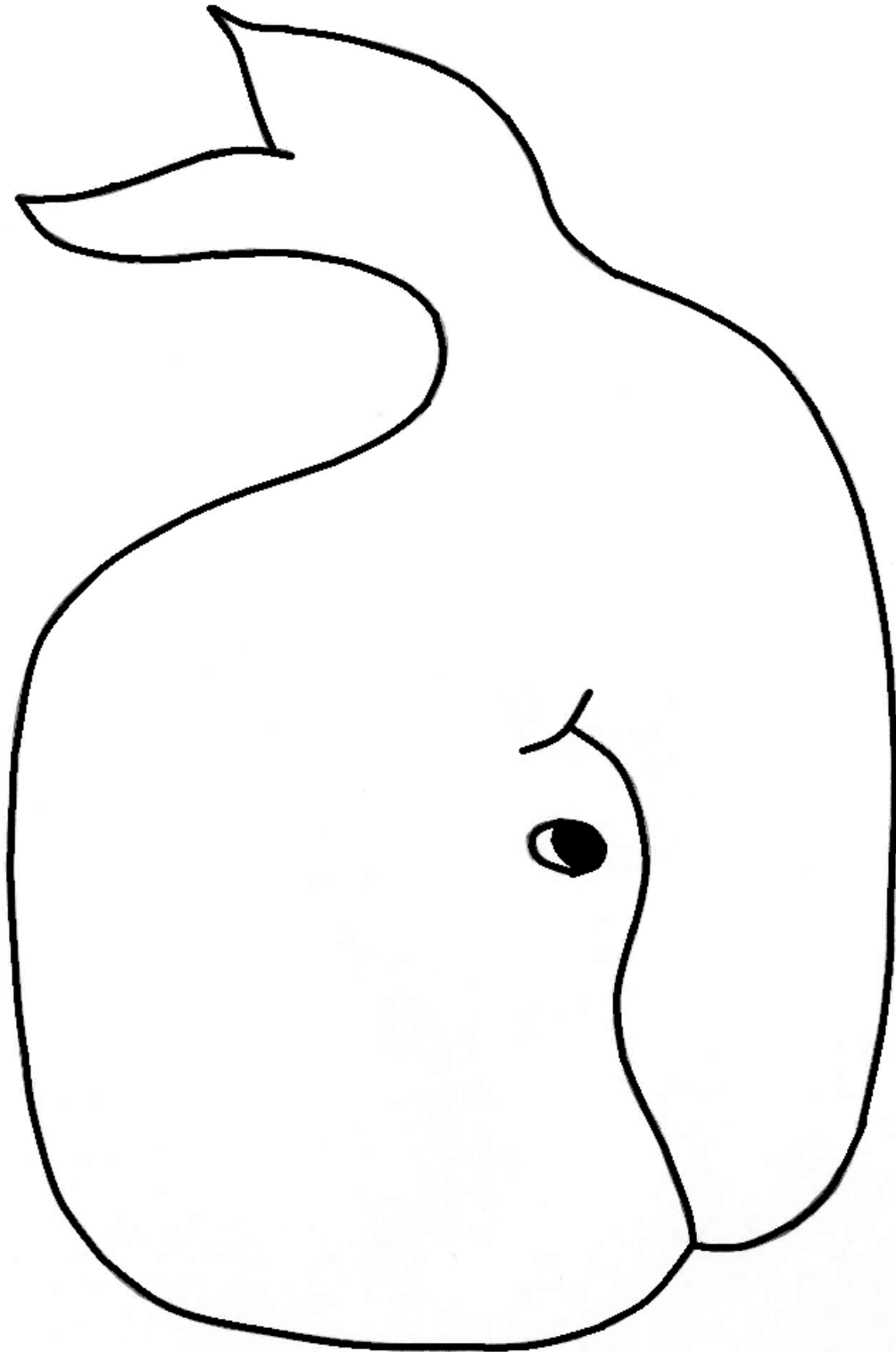
COUNTING WHALES

(© Marie Noe – Used by permission)(Hold up fingers or do as a flannel board)

One whale, two whales
Three little blue whales.
Four whales, five whales
Six little live whales
Seven whales, eight whales
Nine great big whales
One more whale
That makes ten
Take them down and start again!

WHALE COUNT

Copy whale pattern 5 times. Write numbers 1-5 on whales. Cut 15 white circles (for bubbles). Children place bubbles from whale spout to match number on whale.



NOTE: Whale pattern can also be used for other activities.

1. Try making Whales in 4-5 sizes and having children line them up largest to smallest.
2. Use several different colors. Copy 2 whales of each. Have children match colors. (or copy 1 on colored paper and one on white. Write word to match color on white copy and have them match.)
3. Write number on one whale and draw dots on other. Have them match.

WHALE BOOKS

J 398.2 LEW	Lewis	Storm Boy
J 599.5		This Section Contains Books On Whales And Dolphins
J 811 IFY	Livingston	If You Ever Meet A Whale
E BARNETT	Barnett	Billy Twitters And His Blue Whale Problem
E BENTLEY	Bentley	Little Penguin Gets The Hiccups
E CLARKE	Clarke	Gilbert The Hero
E DEBEER	deBeer	Little Polar Bear And The Whales
E DONALDSON	Donaldson	Snail And The Whale
E FOGLIANO	Fogliano	If You Want To See A Whale
E HASSETT	Hassett	Can't Catch Me
E HILL	Hill	Shamoo – A Whale Of A Cow
E HIMMELMAN	Himmelman	Pipaluk And The Whales
E HORACEK	Horacek	Blue Penguin
E HORACEK	Horacek	Puffin Peter
E JAMES	James	Dear Mr. Blueberry
E LEE	Lee	Pool
E LUCAS	Lucas	Skeleton Pirate
E MARINO	Marino	Following Papa's Song
E MCCLOSKEY	McCloskey	Burt Dow, Deep-Water Man
E MCKEE	McKee	Elmer And The Whales
E OHMURA	Ohmura	Long, Long Line
E OPPEL	Oppel	Peg And The Whale
E PINKNEY	Pinkney	Peggyony Po
E RAFFI	Raffi	Baby Beluga
E RYLANT	Rylant	All I See
E SCHMIDT	Schmidt	Hey God, I've Got Some Guy Named Jonah In My Stomach And I Think I'm Going To Throw Up!
E SHERRY	Sherry	I'm The Biggest Thing In The Ocean
E SIS	Sis	Ocean World
E SPINELLI	Spinelli	Johah's Whale
E STEIG	Steig	Amos And Boris
E VANDUSEN	Van Dusen	Down To The Sea With Mr. Magee
E VERNICK	Vernick	I Won A What?
E WESTAWAY	Westaway	Whale In The Bathtub
E WHITE	White	Adventure Of Louey And Frank
E WILLEMS	Willems	Big Guy Took My Ball

DVDs

J 745.5 UND Under The Sea (crafts)

J 791.43 CAT Cat In The Hat Knows A Lot About That – Up And Away! (Whale Music)
J 791.43 JON Jonah – A VeggieTales Movie
J 791.43 OCE Ocean Life
J 791.43 OCT Octonauts - To The Cup-X (Bowhead Whales, Whale Shark)
J 791.43 ROB Robert McCloskey Library (Burt Dow, Deep-Water Man)

SOUND RECORDING

J 782.42 RAF Raffi Baby Beluga

This list was updated on October 26, 2017