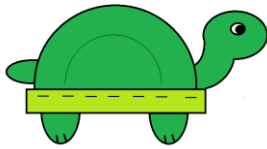


# TURTLES

## ART

### CONTIANER TURTLES

Cut turtle heads, legs, and tails from construction paper. Turn an empty margarine tug upside down and glue on head, legs, and tail. Paint tub if desired. Glue buttons to turtle for color. All types of containers are great for turtles. Try cups, paper bowls, bottle caps, and any other container you can flip upside down and paint.



### PAPER PLATE TURTLES

Cut a large paper plate in half. Add legs and head made of construction paper.

### RICE TURTLES

Draw turtle outline. (pattern at end of packet) Let the children glue green rice onto the turtle.

### TURTLE HATS

Material: scissors, Small sponge, Green and/or yellow fabric paint, Paper plate, Green cap, Craft glue, 2 large googly eyes (with or without eyelashes), 1 large green or brown pom-pom, 4 small green or brown pom-poms

1. Cut the sponge into whatever shape or shapes child desires (such as a circle, square, triangle, rectangle, hexagon, or diamond). The shape will determine the kind of pattern the turtle cap will have.
2. Squeeze a few tablespoons of fabric paint onto paper plate.
3. Sponge-paint a pattern onto the cap.
4. Glue googly eyes to the large green or brown pom-pom and then glue the pom-pom to the front of the cap. Glue four small pom-poms around cap to form the turtle's legs.



## SONGS

### TURTLE SONG (to tune of "Skip to my Lou")

Turtle on a log (hold left arm horizontally, rest right fist on it)  
Sad and blue (look sad)  
Turtle on a log, Sad and blue,  
Turtle on a log, Sad and blue,  
Crying, "I'm so lonely!"

Boo hoo, boo hoo, boo hoo hoo,  
Boo hoo, boo hoo, boo hoo hoo,  
Boo hoo, boo hoo, boo hoo hoo,  
Crying I'm so lonely.

Turtle on a rock yells, "Hey you!" (cup hands around mouth)  
Turtle on a rock yells, "Hey you!"  
Turtle on a rock yells, "Hey you!"  
"Come over and we'll be two!" (motion with arm)

Hey hey hey you, hey hey you,  
Hey hey hey you, hey hey you,  
Hey hey hey you, hey hey you,  
Come over and we'll be two

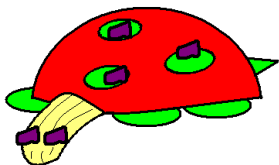
Turtles on a rock (palms facing, hold hands apart, maintain position)  
One and two (Make fists, touch fist together, hold thumbs up)  
Turtles on a rock, One and two  
Turtles on a rock, One and two  
Friends forever, ever true... (fists touched, thumbs up, cross thumbs)

### I'M A LITTLE TURTLE (to tune of "I'm a Little Teapot")

I'm a little turtle, Oh so slow.  
I wear my house on my back, you know.  
When it's time for me to go inside,  
I tuck my legs and then I hide!

## SNACKS

### FRUITY TURTLE



Ingredients: ½ apple, peanut butter, raisins, bananas, dried fruit  
Use peanut butter to affix fruit, bananas and raisins to apple to make turtle.

## **SNAPPING TURTLE SALAD**

one pear  
4 pecan halves  
2 cloves  
1 green olive

Wash and peel the pear. Cut in half. Place one of the halves hollow-side down on a salad plate. Use the pecans for feet. Use the green olive for the head and stick the cloves in for the eyes. Makes one serving.

## **OTHER FUN STUFF**

### **TURTLE ON A TRIP**

Seat children in a circle. With children who know alphabet, play proceeds in ABC order. Start off by saying "If a turtle were packing a suitcase for a trip, he'd take (ANTS!)", naming something starting with first letter of the alphabet. Then have next child continue, by repeating "He'd take" along with the item previously mentioned, before adding another item, which starts with the next letter of the alphabet. For example, "He'd take ants and BUGS" Play continues around the circle adding an item in ABC order. Play may be stopped at any time or when letter z is reached. Items chosen don't have to be realistic.. If list becomes too challenging, just restart game. For those who don't know ABC, follow the same procedure without regard to ABC order.

### **TURTLE RACE**

Have kids get on hands and knees and have a turtle race. See who can crawl the slowest!

## **FINGERPLAYS**

### **FIVE TURTLES**

One turtle snapping at flies, (Hold up one finger, make snapping motion with hand)  
When another turtle happened by. (walk with fingers) (Repeat with numbers two through nine ...last verse...)

10 turtles snapping at flies (hold up fingers, make snapping motions)  
That's enough turtles for today, good-bye! (shake hands, wave good-bye)

### **SLEEPY TORTOISE**

"I'm sleepy," the little tortoise said. (make fist, extend thumb out to side, and wiggle)  
So he pulled his head into his tortoise bed. (tuck thumb under fingers)  
He slept all night safe inside his tortoise shell. (point to fist)  
And in the morning, poked his head out feeling well (bring thumb out and wiggle)

## **TURTLE**

There was a little turtle (make small circle)  
He lived in a box (make box with both hands)  
He swam in a puddle (wiggle hands through water)  
He climbed on the rocks (climb fingers of one hand over fist of other)  
He snapped at a mosquito (clap hands)  
He snapped at a flea (clap hands)  
He snapped at a minnow (clap hands)  
And he snapped at me. (clap hands)  
He caught the mosquito (grab in the air and close hand)  
He caught the flea (grab in the air and close hand)  
He caught the minnow (grab in the air and close hand)  
But he didn't catch me (point to self and shake head)

## **MY PET TURTLE**

My pet turtle has a green speckled shell, (make a fist and caress top with right hand)  
In a round glass turtle bowl, she lives very well (make round shape with hands)  
In clear water, she swims round and round, (make swimming motions)  
And climbs upon rocks piled in a mound. (make climbing motions)  
She doesn't bark or meow or really play (shake head no)  
But she always listens to what I have to say, (point to self)  
She likes me the way I am, and I'm glad she's my own.  
For when I am with her, I never, ever feel alone. (smile, pat top of fist)

## **TURTLE DAY**

In a lake, underwater, out of sight, (place hands over eyes)  
Turtle swims with all his might (cup hands, swimming motions)  
At waters edge, where waves come ashore, turtle eats green plants galore (open and close hand to approximate eating action)  
On land, beneath a rock, down deep, (hold left hand out with palm facing down)  
Turtle in his shell falls asleep (make fist with right hand and place beneath left hand)

## **TURTLE BABIES**

When mother turtle fell asleep, (put hands at side of face as if sleeping)  
Quietly away, her babies did creep (using fingers, make walking motions)  
Down to the pond, (point to side)  
Into the water they all did dive. (pretend to dive)  
Turtle babies, one, two, three, four and five!  
(hold fingers up, one by one & wiggle)

## **SNAP**

Never, I say, never (shake head "no")  
Put your finger (hold up forefinger)  
Near a snapper's snout (make hand resemble turtle's head)  
Or snap, snap, snap, will go the snapper's mouth! (make snapping motions)  
Snap one, snap two, snap three (make snapping motions)  
In turtle talk means keep away from me!

## **MY TURTLE**

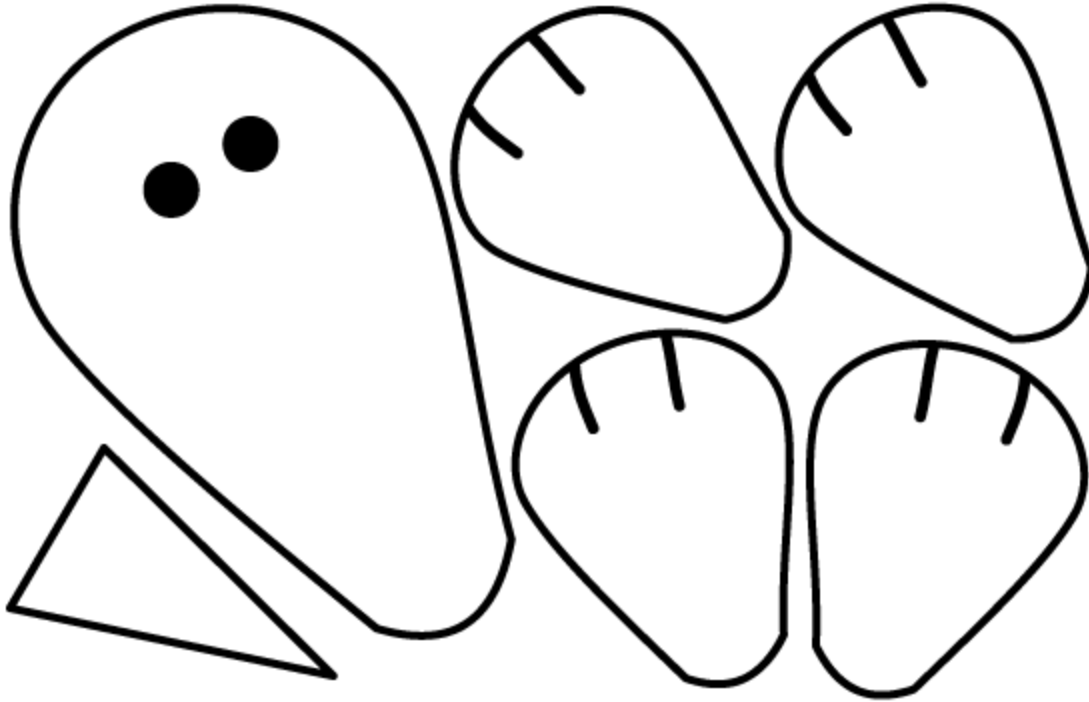
This is my turtle (make fist, extend thumb)  
He lives in a shell (hide thumb in fist)  
He likes his home very well.  
He pokes his head out when he wants to eat. (extend thumb.)  
And pulls it back in when he wants to sleep. (hide thumb in fist)

## **TWO LITTLE TURTLES**


One little turtle lived in a shell,  
And that was a home that he liked very well. (hold up fist)  
He poked out his head to look at the view.(pull thumb out)  
Another turtle joined him and that made two.(hold up other fist, thumb out)  
They had small tails, their feet made tracks. (hold out pinkie fingers, then wiggle all fingers)  
And both of the turtles carried homes on their backs. (pat back)

## **TURTLES**

1 baby turtle alone and new.  
Finds a friend, and then there are 2.  
2 baby turtles crawl down to the sea.  
They find another, and then there are 3.  
3 baby turtles crawl along the shore.  
They find another, and then there are 4.  
4 baby turtles go for a dive.  
Up swims another, and then there are 5.

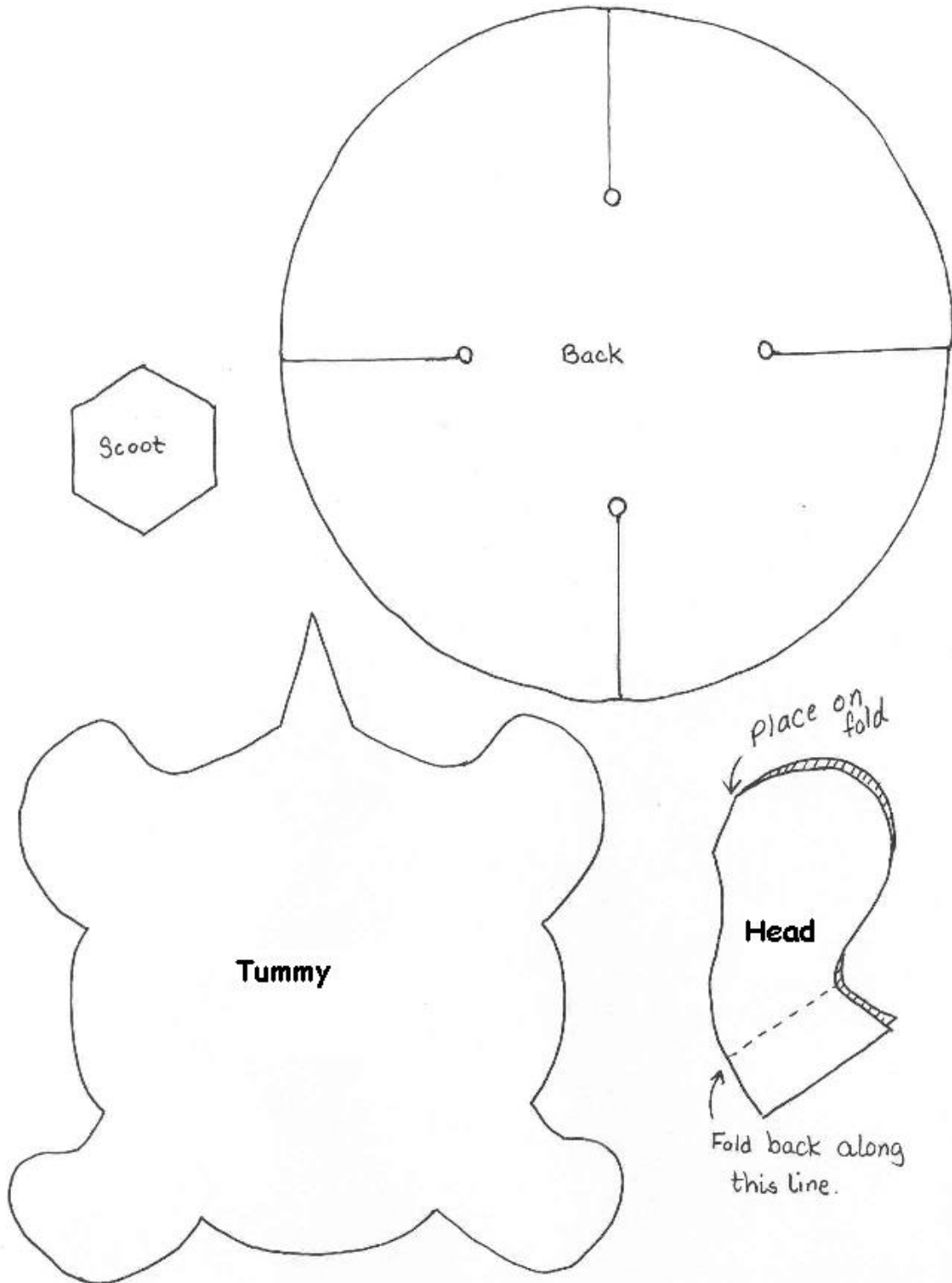


### BUBBLE WRAP TURTLES



1. For shell – paint 1 side of a 9” square of bubble wrap the color of your choice.
2. Press the painted side of the wrap onto a square of white construction paper.
3. When it is dry, cut a circular turtle shell from the paper.
4. Cut turtle’s head, tail, and legs from green.
5. Add eyes
6. Glue cutouts under the rim of the shell.

**MYRTLE THE TURTLE (instructions on next page)**



## MYRTLE THE TURTLE

Materials: Pattern

Green construction Paper

Scissors

Glue

Newspaper


Stapler


Marker

1. Use the turtle body pattern, cut turtle body parts out of green construction paper. Be sure to draw in the diagonal lines on the turtle's back, or "carapace."
2. Cut out hexagonal "scoots" any color of construction paper.
3. Have children glue the scoots onto the turtle's carapace and tummy, or "plastron."
4. When glue has dried, cut along the diagonal lines on the carapace pattern being sure to stop at the dots.
5. Overlap the paper on either side of the diagonal. Cut about one inch and staple. The finished turtle's back should resemble a bowl.
6. Fill the back with crumpled newspaper, align the tummy with the back and staple all the way around the turtle's body.
7. Glue the head together and glue the neck flaps onto the turtle's body. Scoots can be glued on to cover up the neck flaps.
8. Glue or draw in eyes.




TORTOISE AND THE HARE PATTERNS (Instructions follow patterns)





## **TORTOISE AND THE HARE RACES**

1. Reproduce patterns on poster board. Punch holes where indicated on pattern (Rabbit's is in his nose.)
2. Tie a 6' string to the leg of a table. The distance between the floor and the string should be equal to the height of the tortoise.
3. Thread the string through the hole on the tortoise.
4. Hold the loose end of the string and bring the tortoise close to your end.
5. Pull the string tightly, kneel down, and stand the tortoise on its hind feet.
6. Repeat the above steps for the hare.
7. To race the animals, jerk and relax the strings in quick short jerks.



## TURTLE BOOKS

J 398.2 LOW	Lowell	Tortoise And The Jackrabbit
J 398.2 MOL	Mollel	Ananse's Feast
J 398.2 ROS	Ross	How Turtle's Back Was Cracked
J 398.245 STE	Stevens	Tortoise And The Hare
J 597.9		This section has nooks on turtles
J 818 KES	Kessler	Old Turtle's 90 Knock-Knocks, Jokes, And Riddles
J 818 KES	Kessler	Old Turtle's Riddle And Joke Book
E ARNOSKY	Arnosky	Turtle In The Sea
E BALIAN	Balian	Aminal
E BANKS	Banks	Turtle And The Hippopotamus
E BAUER	Bauer	Mama For Owen
E BAUER	Bauer	Frog's Best Friend
E BOURGEOIS	Bourgeois	Franklin (series)
E BRETT	Brett	Mossy
E BRUCHAC	Bruchac	Turtle's Race With Beaver
E BUNTING	Bunting	Emma's Turtle
E CARLE	Carle/Wildsmith	Rabbit And The Turtle
E CZEKAJ	Czekaj	Yes, Yes, Yaul!
E CYRUS	Cyrus	Voyage Of Turtle Rex
E DOWNARD	Downard	Race Of The Century
E EVANS	Evans	Poggie And The Treasure
E FALWELL	Falwell	Scoot!
E FALWELL	Falwell	Turtle Splash!
E FLEMING	Fleming	Sunny Boy
E FLORIAN	Florian	Turtle Day
E FRANKLIN	Jennings	Franklin Forgets
E FREEMAN	Freeman	Olive And The Embarrassing Gift
E FURROW	Furrow	Take Your Time
E GEORGE	George	Box Turtle At Long Pond
E GEORGE	George	Lucille Lost
E GORBACHEV	Gorbachev	Ms. Turtle The Babysitter
E GORBACHEV	Gorbachev	Red Red Red
E GORBACHEV	Gorbachev	Turtle's Penguin Day
E HIMMELMAN	Himmelman	Simpson Snail Sings
E HOBAN	Hoban	Case Of The Two Masked Robbers
E HORVATH	Horvath	Just Like Bossy Bear
E HOOD	Hood	Pup And Hound Hatch An Egg
E ISAACS	Isaacs	Meanwhile, Back At The Ranch
E JAVERNICK	Javernick	Birthday Pet
E JENNINGS	Jennings	Franklin (series)
E JOHNSON	Johnson	Sea Turtle's Clever Plan

E KESSLER	Kessler	Old Turtle's Soccer Team
E KIMMEL	Kimmel	Anansi Goes Fishing
E KIMMEL	Kimmel	Anansi's Party Time
E KIMMEL	Kimmel	Fisherman And The Turtle
E KIMURA	Kimura	999 Frogs Wake Up
E KLASSEN	Klassen	We Found A Hat
E LONDON	London	What Newt Could Do For Turtle
E MACGILLCALLAHAN	MacGill-Callahan	And Still The Turtle Watched
E MARLOW	Marlow	Hurry Up And Slow Down
E MARSHALL	Marshall	Eugene
E MARTIN	Martin	Clever Tortoise
E MCDERMOTT	McDermott	Jabuti The Tortoise
E MICHALAK	Michalak	Joe And Sparky Go To School
E MICHALAK	Michalak	Joe And Sparky Get New Wheels
E MOLLEL	Mollet	Flying Tortoise
E MORRISON	Morrison	Tortoise Or The Hare
E MURPHY	Murphy	Seaweed Soup
E MURRAY	Murray	Hare And Tortoise
E OFLATHERTA	O'Flatherta	Hurry And The Monarch
E OMALLEY	O'Malley	Great Race
E PAUL	Paul	Tortuga In Trouble
E PINKNEY	Pinkney	Tortoise & The Hare
E REPCHUK	Repchuk	Race
E SALLEY	Salley	Epossumondas Saves The Day
E SEUSS	Seuss	Yertle The Turtle
E SHARMAT	Sharmat	Nate The Great And The Tardy Tortoise
E SMITH	Smith	Teenage Mutant Ninja Turtles – Out Of The Shadows
E SPOHN	Spohn	Turtle And Snake Go Camping
E SPOHN	Spohn	Turtle And Snake's Day At The Beach
E TINGLE	Tingle	When Turtle Grew Feathers
E TURNER	Turner	Turtle And The Moon
E TWOHY	Twohy	Poindexter Makes A Friend
E VOZAR	Vozar	M.C. Turtle And The Hip Hop Hare
E WADDELL	Waddell	Hi, Harry!
E WARD	Ward	Hare And The Tortoise
E WILDSMITH	Wildsmith	Hare And The Tortoise
E WILLIAMS	Williams	Albert's Gift For Grandmother
E WILLIAMS	Williams	Albert's Impossible Toothache
E WOOD	Wood	Old Turtle

#### DVDs

J 791.43 BOB                      Pets In A Pickle (Roley's Tortoise)

J 791.43 BUG	Bugs Bunny – Hare Extraordinaire
J 791.43 EAS	Easter Basket (Franklin’s First Spring, Franklin And The Four Seasons, Super Cluepers Case Of The Missing Carrots)
J 791.43 FRA	Franklin (series)
J 791.43 LIT	Little Penguin – Pororo’s Racing Adventures
J 791.43 PEP	Peppa Pig – The Balloon Ride (Dr. Hamster’s Tortoise)
J 791.43 TOR	Tortoise And The Hare
J 791.43 TOR	Tortoise VS Hare – The Rematch Of The Century

SOUND RECORDINGS

J 782.42 PAL	Hap Palmer’s Animal Antics (Turtle)
--------------	-------------------------------------

This list was updated on October 26, 2017