

# TRAINS

## ART

### SCRAP TRAINS

Use old tin cans, milk cartons, paper tubes, and other scrap material. Allow children to construct trains from the material.

### TRAIN SHAPES

Cut out construction paper shapes into the shape of a train (rectangle - boiler, triangle - cowcatcher, square - engineer's cabin, upside down triangle - funnel, 3 circles - wheels). Have the children glue together. Add cotton on for smoke.

### EGG CARTON TRAIN

For each child you will need a row of six eggcups cut from a cardboard egg carton and half of a cardboard toilet tissue tube. Turn the eggcup rows upside down. Glue a toilet tissue tube half to the top of the first eggcup in each row to make a train. Paint and play!

## SONGS

### I'VE BEEN WORKING ON THE RAILROAD

I've been working on the railroad,  
All the live-long day.  
I've been working on the railroad,  
Just to pass the time away.  
Can't you hear the whistle blowing,  
Rise up so early in the morn,  
Can't you hear the captain shouting,  
Dinah, blow your horn.

### OFF WE GO (to tune of "Frere Jacques")

Here's the train, here's the train  
All aboard, all aboard  
Chug-a-chug-a-choo-choo  
Chug-a-chug-a-choo-choo  
Off we go, off we go

**TRAIN** (to tune of "The Farmer in the Dell")

The engine chugs along,  
The engine chugs along,  
Up and down the mountain tracks,  
The engine chugs along.  
The train goes click, click, click,  
The train goes click, click, click,  
Straight across the open plain,  
The train goes click, click, click!  
The whistle goes woo, woo,  
The whistle goes woo, woo,  
All across the USA,  
The whistle goes woo, woo!!

**CHUG, CHUG, CHUG** (to tune of "Jingle Bells")

Chug, chug, chug; chug, chug, chug,  
Chugging down the track.  
See our little choo-choo train  
Chugging down and back.  
We are cars all lined up,  
Chugging just like so.  
Hear our whistle toot-toot-toot  
As down and back we go.

**THIS LITTLE TRAIN** (to tune of "This Old Man")

This little train, it is black  
It goes chug-chug down the track  
With a chug, chug, toot, toot  
Hear the whistle blow  
Watch the little engine go!

This little train, it is blue  
It goes chug, chug right by you...

Pink...quick as a wink...  
Yellow...whistling hello...  
Green ... sounds quite mean...  
Purple ... carrying people...  
White ... out of sight...  
Red ... off to bed...

## **WHEELS ON THE TRAIN** (to tune of "Wheels on the Bus")

The wheels on the train go clickety-clack, clickety clack, clickety clack.  
The wheels on the train go clickety-clack.  
All along the track

The engine of the train goes chug, chug, chug....  
The whistle on the train goes toot, toot, toot...  
The toys on the train go up and down...  
The rusty old engine says, "I'm so tired..."  
The rusty old engine says, "I cannot..."  
The toys on the train say, "Please, please, please..."  
The little engine says, "I think I can..."  
The little engine said, "I thought I could..."

## **OTHER FUN STUFF**

### **MAKE A TRAIN**



1. Do you have some old hula-hoops? If not, make some by making loops out of stretching cloth or other material.
2. Assign children various "train" roles: a conductor, engineer, engine, passenger cars, freight cars, and caboose.
3. Play "chug-chug" music on the piano, guitar, or just chant a "chug-chug" sound.
4. Ask each child to place a hoop around her middle. The children will form a "train" by holding onto the hoop of the child in front of them. The "caboose" does not have a hoop, but simply holds onto the child's hoop in front of her.
5. The conductor calls out, "All aboard," and the engineer starts the engine. The engineer controls the train, making it go fast or slow.
6. Make sure the children take turns playing different roles.

### **POEM - PEANUT ON A RAILROAD TRACK**

Peanut sat on a railroad track,  
His heart was all a-flutter;  
A train came racing down the track,  
Toot! Toot! Peanut butter!

## **FLANNEL BOARD**

Make train consisting of engine, coal car, box car, mail car, and caboose.

### **Engine On The Track**

Here is the engine on the track  
Here is the coal car, just in back  
Here is the box car to carry freight  
Here is the mail car. Don't be late.  
Way back here at the end of the train.  
Rides the caboose through the sun and rain.

## **GOING ON A TRAIN RIDE**

Do like Going on a Bear Hunt.

We're going on a train ride... (wheel motions)  
Going through a thunderstorm... (slap thighs)  
Going by a highway... (honk horn)  
Crossing a river... (swish hands)  
Moving in fog... (shade eyes)

Going, going, chug, chug, gone (wheel motions)

## **BIG BOX TRAINS**

Use one large cardboard box per child. Cut top and bottom off. Make shoulder straps from heavy ribbon. Let them paint their own train cars. Use small painted paper plates for the wheels. Line them up and let them march and sing "Workin' on the railroad." You can make a train track from masking tape

## **NUMBER TRAIN**

You need: cardboard, markers, paste, construction paper, railroad shapes. Prepare several cardboard cutouts of railroad engines and cars. Help the children trace a train onto large sheets of construction paper. Write the numerals 1, 2, 3, 4, 5 on each car and the words first, second, third, fourth, fifth on each, respectively. Have the children try to arrange the railroad cars in order on another sheet of paper and paste them in place when they are correctly laid out. Encourage verbalization of the names of the ordinal positions while the children work. Use this activity to reinforce counting as well. Let the children imagine a very long train and ask, "How many cars can you count?"

## **BOX TRAINS**

Decorate a box to look like a train car and attach a rope handle to box. Put stuffed animals in box and give them train rides.

## **CREATIVE MOVEMENT**

Sing "Little Red Caboose" as you have the children hold onto each other's waists and choo-choo around the room.

## **DRAMATIC PLAY**

Arrange 1 chair per child in a curvy line. Have children sit in chairs and tell them train is about to leave. Blow a whistle calling "All aboard! Train is leaving!" Sing:

I'm a train, I'm a train,  
I'm a choo-choo train.  
I ride in the sun.  
I ride in the rain.  
My wheels go slow.  
It depends, it depend,  
On where I go.  
Chugga chugga, chugga (continue going faster)  
Choo! choo!

Pretend to move with the train as it runs on the tracks. As the train goes uphill, lean back and chug slowly. As it goes downhill, lean forward and chug slowly. On the curvy track, lean left or right. On the bouncy track, bounce up and down and make the chug-g bounce too.

## **DRAMATIC PLAY**

Line chairs up and play "train". Make tickets and have someone collect them. Ask all the children where they are going and why.

## **GROUP TIME**

Talk about what trains carry.

## **DRESS-UP**

Have the children come to school in striped shirts (like conductors)


## LITTLE RED TRAIN

Everyone sits and waits at the train station. One person begins by pretending to be the engine. They walk about the room as everyone chants:

Little Red Train chugging down the track.  
First it goes down, then it comes back.  
Hooking on cars as it goes,  
Little Red Train just grows and grows.

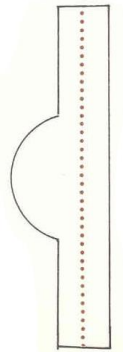
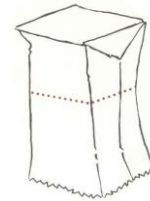
The "engine" calls for a "car" to hook on. Repeat the chant. The second person calls a third to hook on. Continue until everyone has completed the train.

## ENGINEER'S HAT



Material: white paper bag with 4" x 6" bottom, scissors, black marker, 18" x 24" black construction paper, 6" paper plate, stapler

1. Trim bag so it measures 6" from bottom.
2. With black marker, draw stripes on all sides and bottom of bag.
3. For headband, measure a 4" x 24" strip on the construction paper. Fold a paper plate in half. Align the fold of the plate along one long side of the strip, leaving 9" on either side of plate. Trace the half circle onto the paper to mark off the hat's brim. Cut out the strip and the brim.
4. Fold the strip in half lengthwise to make a 2" wide headband.
5. Staple the headband around the bag's open end to fit the child's head. (You may have to staple a pleat in the front before attaching the band.)




Fold up the brim.

## SNACK

### HOBO SNACK

Serve sandwich and apple wrapped up in a knapsack.

### CANDY TRAIN



Using a hot glue gun, glue four wrapped peppermint candies to a roll of candy; the peppermint candies are the wheels of the train. Glue a wrapped caramel to the top, at one end the train. Glue a wrapped chocolate kiss on top of that.

## **LITTLE SNACK TRAINS**

For each of your children, staple several small paper cups together in a line to make a "mini-train" (or use a line of egg cups cut from an egg carton). Add a yarn pull handle, if you wish. For "cargo," set out such snack foods as raisins, nuts, and tiny crackers. Then invite the children to load up their train cars with the cargo before eating.

## **FINGERPLAYS**

### **CHOO-CHOO TRAIN**

This is a choo-choo train, (bend arms and rotate as rhyme indicates)  
Chugging down the track  
First it goes forward  
Then it goes back

Now the bell is ringing (pretend to pull bell cord)  
Hear the whistle blow (toot into closed fist)  
What a lot of noise it makes (put hands on ears)  
Everywhere it goes! (Stretch arms out at sides)

### **MY LITTLE TRAIN**

Here comes the engine  
Pulling cars along the track  
Now it's going forward (push forward)  
Now it's going back (push back)  
Push it through the tunnel  
Lift up the crossing post.  
I like playing with my train the most!

### **TRAIN**

The great big train goes down the track (left arm stretched out for track; right hand moves from shoulder to hand)  
It whistles "toot-toot" (train remains motionless)  
And then goes back (train goes back to shoulder)

### **DOWN BY THE STATION**

Down by the station, early in the morning, (tap legs or clap)  
Do you see the engines standing in a row!  
Do you see the engineer pull the big whistle? (close fist, raise high, pull downward.)  
Toot, toot, choo, choo, off we go. (blow for toot, slide palms together for choo)

## **TRAINS**

I ride in the train (point to self)  
The whistle I blow (pull cord)  
I can do all the things  
That will make the train go (make wheel motions)  
Whoo, goes the whistle (hands to mouth)  
Click clack go the wheels (wheel motions)  
I'm the chief engineer (pat chest)  
'Til I'm called in for meals (pretend to eat)

## **FIVE LITTLE TRAIN CARS**

(count down rhyme)

5 little train cars all in a row,  
The 1st one said, "Which way shall we go?"  
The 2nd one said, "Down the track."  
The 3rd one said, "Clickety-clack."  
The 4th one said, "We have a job to do."  
The 5th one said, "I'm following you."  
"Choo, choo," said the engine, strong and bright.  
And the happy little train chugged out of sight!

## **THIS LITTLE TRAIN** (to tune of "This Old Man")

This little train, it is black  
It goes chug-chug down the track  
With a chug, chug, toot, toot  
Hear the whistle blow  
Watch the little engine go!


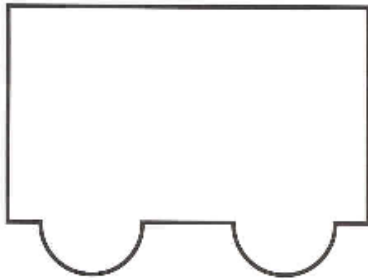
This little train, it is blue  
It goes chug, chug right by you...

Pink...quick as a wink...  
Yellow...whistling hello...  
Green ... sounds quite mean...  
Purple ... carrying people...  
White ... out of sight...  
Red ... off to bed...

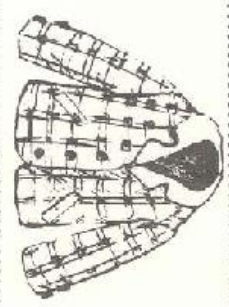
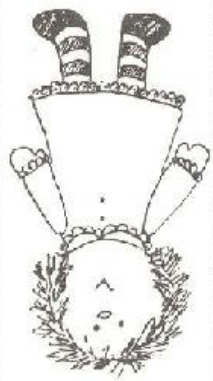


### THROUGH THE TUNNEL

Cut several boxcars and tape to string. Cut tunnel with slit at mouth. Let kids run the train cars through the tunnel.



Color the pictures.  
 Cut on the dotted lines.  
 Paste a label on each car.  
 Paste the boxes on the right cars.



TOYS



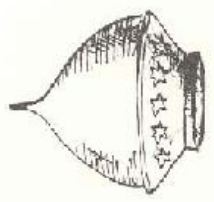
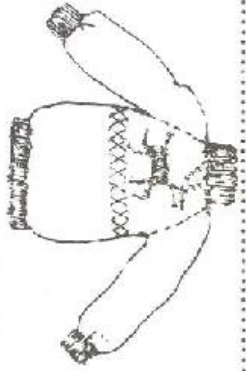
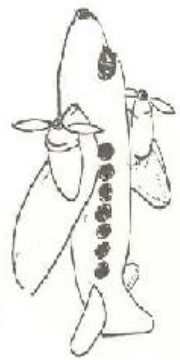
FRUITS



VEGETABLES





CLOTHES



## CLASSIFICATION TRAIN

Copy pictures on previous page for each child. Let them color and cut out. Cut 4 rectangles from construction paper for train cars. Glue all to construction paper. Add wheels. Tape the Classification words on cars. Kids sort items and glue into appropriate cars.



## TRAIN BOOKS

J 385		This section has books on trains.
J 428 CLE	Cleary	Punctuation Station
J 428.1 MAE	Maestro	All Aboard Overnight
J 625.1 ROG	Rogers	Trains
J 625.1 STI	Stille	Freight Trains
J 628.1 CHL	Chlad	Stop, Look, And Listen For Trains
J 92 SHELLEY	Wetterer	Kate Shelley & The Midnight Express
E AHLBERG	Ahlberg	Ghost Train
E AWDRY	Awdry	Thomas The Tank Engine Story Collection
E AYLESWORTH	Aylesworth	Country Crossing
E BARTON	Barton	Shark vs. Train
E BEE	Bee	And The Train Goes....
E BERENSTAIN	Berenstain	Berenstain Bears – All Aboard!
E BETTER	Awdry	Better View For Gordon
E BLATHWAYT	Blathwayt	Runaway Train
E BLUE	Awdry	Blue Train, Green Train
E BROWN	Brown	Two Little Trains
E BUNTING	Bunting	Frog And Friends – Frog Saves The Day
E BUNTING	Bunting	Train To Somewhere
E BURLEIGH	Burleigh	It's Funny Where Ben's Train Takes Him
E BURTON	Burton	Choo Choo
E CALMENSON	Calmenson	Engine, Engine, Number Nine
E CARLE	Carle	1, 2, 3 To The Zoo
E CASAD	Casad	Bluebonnet At The Marshall Train Depot
E COOPER	Cooper	Train
E COUSINS	Cousins	Maisy Goes On Vacation
E CREWS	Crews	Freight Train
E CREWS	Crews	Shortcut
E CRUNK	Crunk	Railroad John And The Red Rock Run
E DEAN	Dean	Pete The Cat's Train Trip
E DIESELS	Awdry	Diesel's Devious Deed
E DOTLICH	Dotlich	All Aboard!
E EASTMAN	Eastman	Sam And The Firefly
E EATON	Eaton	How To Train A Train
E ENCINAS	Encinas	New Engine = La Maquina Nueva
E FLEISCHMAN	Fleischman	Time Train
E GAUCH	Gauch	Christia Katerina & The Great Bear Train
E GIBBONS	Gibbons	Full Steam Ahead
E GURNEY	Gurney	Dinosaur Train
E HELLER	Heller	Peas
E HOFF	Hoff	Barney's Horse
E HOOKS	Hooks	Mighty Santa Fe
E HOORAY	Awdry	Hooray For Thomas

E HOPE	Hope	Freddie And Flossie And The Train Ride
E HOWARD	Howard	Train To Lulu's
E ICHIKAWA	Ichikawa	My Little Train
E KAY	Kay	Iron Horses
E KAY	Kay	Orphan Train
E KELLY	Kelly	William And The Night Train
E KIMMEL	Kimmel	Stormy's Hat – Just Right For A Railroad Man
E KIRBY	Kirby	Cows Are Going To Paris
E LEGUIN	LeGuin	Tom Mouse
E LEHMAN	Lehman	Trainstop
E LENSKI	Lenski	Little Train
E LONDON	London	Train Goes Clickety-Clack
E LUND	Lund	All Aboard The Dinotrain
E MACAULAY	Macaulay	Black And White
E MALLAT	Mallat	Trouble On The Tracks
E MARTIN	Martin	Blueberry Train
E MCCULLY	McCullyl	Outlaw Thanksgiving
E MCMULLAN	McMullan	I'm Fast!
E MCPHAIL	McPhail	Moony B. Finch, Fastest Draw In The West
E MERRIAM	Merriam	Train Leaves The Station
E METZGER	Metzger	Little Red Caboose
E MILLS	Mills	Gus And Grandpa Ride The Train
E MOSER	Moser	Railroad Hank
E MUNSCH	Munsch	Jonathan Cleaned Up, Then He Heard A Sound
E NEITZEL	Neitzel	I'm Taking A Trip On My Train
E NEWMAN	Newman	Jingle The Brass
E OFLATHARTA	O'Flatharta	Prairie Train
E ORAM	Oram	Going To Grandpa's
E PAUL	Paul	Trainbots
E PEET	Peet	Caboose Who Got Loose
E PEET	Peet	Smokey
E PIPER	Piper	Easy To Read Little Engine That Could
E PIPER	Piper	Little Engine That Could
E PRINCE	Prince	I Saw An Ant On The Railroad Track
E RABE	Rabe	Huff And Puff And The New Train
E RABE	Rabe	Huff And Puff Have Too Much Stuff!
E RAY	Ray	All Aboard
E RIDE	Bartlett	Ride With Buddy
E RINKER	Rinker	Steam Train, Dream Train
E ROTH	Roth	All Aboard To Work – Choo-Choo!
E RYLANT	Rylant	Mr. Putter & Tabby Take The Train
E RYLANT	Rylant	Silver Packages
E SHARMAT	Sharmat	Nate The Great On The Owl Express
E SMITH	Smith	Circus Train

E SPENCE	Spence	Clickety Clack
E STUBBS	Stubbs	Fast Train, Slow Train
E STURGES	Sturges	I Love Trains
E THOMAS	Awdry	Thomas The Tank Engine (series)
E TITCOMB	Titcomb	Last Train
E TUNNELL	Tunnell	Mailing May
E VANALLSBURG	Van Allsburg	Polar Express
E VETTER	Vetter	Down By The Station
E WICKBERG	Wickberg	Hey Mr. Choo-Choo, Where Are You Going?
E WILCOXEN	Wilcoxon	Niccolini's Song
E WILDSMITH	Wildsmith	Toot, Toot
E WORMELL	Wormell	Puff Puff, Chugga-Chugga
E YIN	Yin	Coolies

#### DVDs

J 791.43 AMA	Amazing Trains
J 791.43 AWE	Awesome Adventures – Rescue Friends
J 791.43 BOB v 11	Tool Power (Mr. Bentley's Trains)
J 791.43 CHU	Chuddington – (series)
J 791.43 DIN	Dinosaur Train
J 791.43 MAK	Make Someone Happy & Other Thomas Adventures
J 791.43 PAW	Paw Patrol (Pups Save The Train)
J 791.43 POL	Polar Express
J 791.43 THO	Thomas & Friends (series)
J 791.43 TIM	Timmy Time – Go Cart Timmy (Timmy's Train)

This list was updated on October 26, 2017