

TEETH

ART

SMILING PICTURES

Give child 6 x 4 inch picture of smiling lips cut out of red construction paper and 8 x 2 inch strip of white paper. Have child snip off little pieces of his paper to make teeth. Glue teeth onto paper.

TEETH COLLAGE

Make a "good food" for their teeth collage out of pictures from magazines. They might even want to hang them on their own refrigerator to remind them which foods are healthy.

OTHER ART IDEAS

Paint with old toothbrushes.

Finger paint with toothpaste (the gel kind works the best)

Make a tooth necklace using white clay and dental floss.

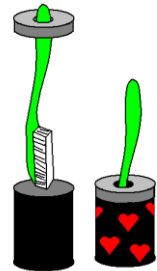
Design a new toothpaste brand and tube.

Draw pictures of what you think the tooth fairy looks like

Make a tooth fairy: Place a tissue over a lollipop and tie a bow under the "chin." Use a small doily for the wings.

TOOTHBRUSH HOLDERS

Take old film canisters and cut an "x" into the lids using a sharp blade (adults only!) Let kids decorate the canisters with stickers. Put toothbrush bristle-first into canister and slip lid over the handle. Slide handle down to seal holder.



SONGS

WHEN YOU WANT TO BRUSH YOUR TEETH (to tune "If You're Happy and You Know It")

When you want to brush your teeth-- Wiggle-jiggle.

When you want to brush your teeth-- Wiggle-jiggle.

First you wiggle, then you jiggle,

Then brush your tongue until you giggle.

When you want to brush your teeth-- Wiggle-jiggle.

BRUSHING OUR TEETH (to tune of "Mulberry Bush")

This is the way we brush our teeth,
Brush our teeth, brush our teeth.
This is the way we brush our teeth,
So early in the morning.
This is the way we floss our teeth,
Floss our teeth, floss our teeth.
This is the way we floss our teeth,
So early in the morning.

TOOTHBRUSH SONG (to tune "Row, Row, Row Your Boat")

Brush, brush, brush your teeth.
Brush them every day!
Happy, healthy teeth you'll have
If it's done this way.

Floss, floss, floss your teeth,
Floss them every day!
Use the string to clean between
Keep the plaque away!

Clean, clean, clean your teeth,
Clean them every day!
Your teeth will shine for years to come
In a lovely way.

DR. DANNY (to tune of "Frere Jacques")

Dr. Danny
Always tells me,
Brush your teeth
Brush your teeth.
Brush them in the morning
And again at bedtime.
Brush your teeth
Brush your teeth

TOOTH SONG (to tune of "This Old Man")

I'm your tooth, nice and new
You need me and I need you
Brush and floss me, twice a day
And your tooth I'll always stay!

BRUSHING SONG (to tune of “Old MacDonald”)

In my mouth I have some teeth, E-I-E-I-O
And in my mouth I put my brush, E-I-E-I-O
With a brush, brush here and a brush, brush there
Here a brush, there a brush, everywhere a brush, brush
In my mouth I'll keep my teeth! E-I-E-I-O!

BRUSH YOUR TEETH (to tune of “Row, Row, Row Your Boat”)

Brush, brush, brush your teeth
Gently ‘round your gums,
Merrily, merrily, merrily, merrily,
Brushing can be fun.

Swish, swish, swish with fluoride,
Swish it everywhere
Merrily, merrily, merrily, merrily
It’s nice to know your care.

THE DENTIST (to tune of “The Farmer in the Dell”)

The dentist is my pal. The dentist is my pal.
His chair goes high (raise hands up)
His chair goes low (touch ground)
The dentist is my pal.

I open very wide,
And then he looks inside
Carefully he checks my teeth
And keeps me smiling wide!

I’VE BEEN BRUSHING WITH MY TOOTHBRUSH (to tune of “Working on the Railroad)

I’ve been brushing with my toothbrush,
Brushing every day.
I’ve been brushing with my toothbrush,
It’s how I fight decay.
All my teeth are gonna’ sparkle,
How proud I will be.
Every time I want to smile, my
Teeth will shine for me!

Always brush your teeth,
Every single day.
Keep those cavities away!
Use you brush and paste,
Just the way you should,
Keep you smile a-looking good!

THERE'S A HOLE IN YOUR SMILE (to tune of "There's a Hole in my Bucket")

There's a hole in your smile, (point to your smile each time you say the word smile)
your smile, your smile;
There's a hole in your smile,
Your tooth just fell out! (clap on the word 'out')

Put it under your pillow, (swoop right hand down to under left hand on 'under' and rest head on clasped hands each time you say the word 'pillow')
your pillow, your pillow;
Put it under your pillow, and find a surprise! (Look excited and "burst" fingers up near face at the word 'surprise')

OTHER FUN STUFF

BRUSHING A BIG TOOTH

Laminate a piece of white poster board. Cut into tooth shape. Let kids draw on the tooth with WASHABLE markers. Let them then brush off the mess with clean, dampened toothbrushes. You can also use dry-erase markers and a dry toothbrush.

BRUSHING THE ALLIGATOR'S TEETH

materials needed: Cardboard egg carton - one per child
Old toothbrushes White and black paint
Toothpaste (optional)

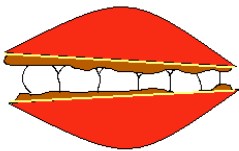
Turn egg carton upside down. The egg cups are the alligator's teeth.
Using the white paint and toothbrush, have the children brush the teeth. You can mix a small amount of toothpaste into the paint for a more realistic smell if you like.
Put the Black paint out and see if anybody gets the idea to use it to make cavities.

TOOTHPASTE

Make toothpaste. Mix 4 teaspoons baking soda, one teaspoon salt, and one teaspoon peppermint flavoring. Add just enough water to form thick paste.

SNACK

APPLE TEETH



Core and cut apple into 8 slices
Spread peanut butter on top of each slice of apple
Place marshmallow "teeth" on top of 4 of the slices, peanut butter side up. Top with other apple slices, peanut butter side down.

FINGERPLAYS

MY TEETH

There are teeth in my mouth (point to teeth)
That are shiny and white
I brush them carefully morning and night (imitate brushing)
They help me chew and keep my smile bright (make chewing motions and smile)

Even though now they fit snug and tight
One of these days I may feel one wiggle
Then my tooth will get loose and jiggle and jiggle (pretend to wiggle tooth)
And my tooth will fall out and what do you know? (pretend to pull tooth)
In the very same spot a new tooth will grow!

THE DENTIST

If I were a dentist, I know what I would do. (Point to self.)
I'd tell all the children, "Brush your teeth." (Imitate brushing teeth.)
"Keep a smile like new." (Make a big smile and point to lips.)
And if a tiny hole should show, I'd say, "Climb in my chair."
I'd make my little drill go buzzzzzzzzzz, (Make circle with fingers.)
And put a filling there! (Point to teeth.)

ELECTRIC TOOTHBRUSH

I used to brush my teeth with a little brush (imitate brushing)
That I moved up and down all by myself
But now my brush can wiggle and jiggle
And when it brushes my gums I sometimes giggle
It shakes my hand as it moves along
And seems to sing a tooth brushing song!

BRUSHING TEETH

Up and down and round and round (pretend to brush)
I brush my teeth to keep them sound; (point to teeth)
To keep the sound and clean and white
I brush them morning, noon, and night (pretend to brush)

LOOSE TOOTH

(make motions to fit)

I had a loose tooth


A wiggly jiggly tooth
I had a loose tooth hanging by a thread.
So I pulled my loose tooth
My wiggly jiggly tooth
And put it 'neath my pillow when I went to bed.

MY TOOTHBRUSH

I have a little toothbrush. (use pointer finger for toothbrush)
I hold it very tight. (make a tight fist)
I brush my teeth each morning.(move hand up and down in brushing motion)
And then again at night

Congratulations!

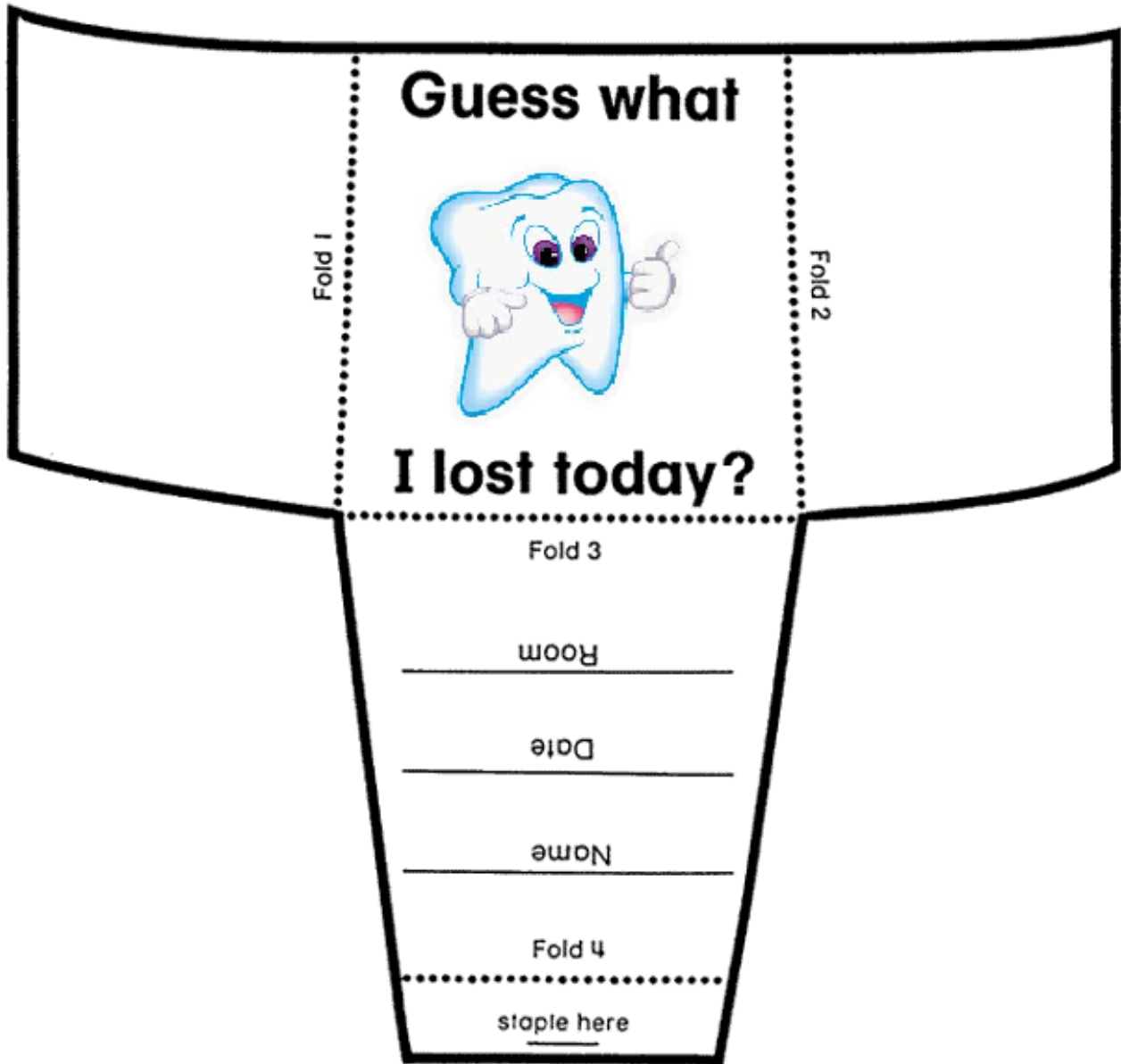
has lost a tooth!



(date)

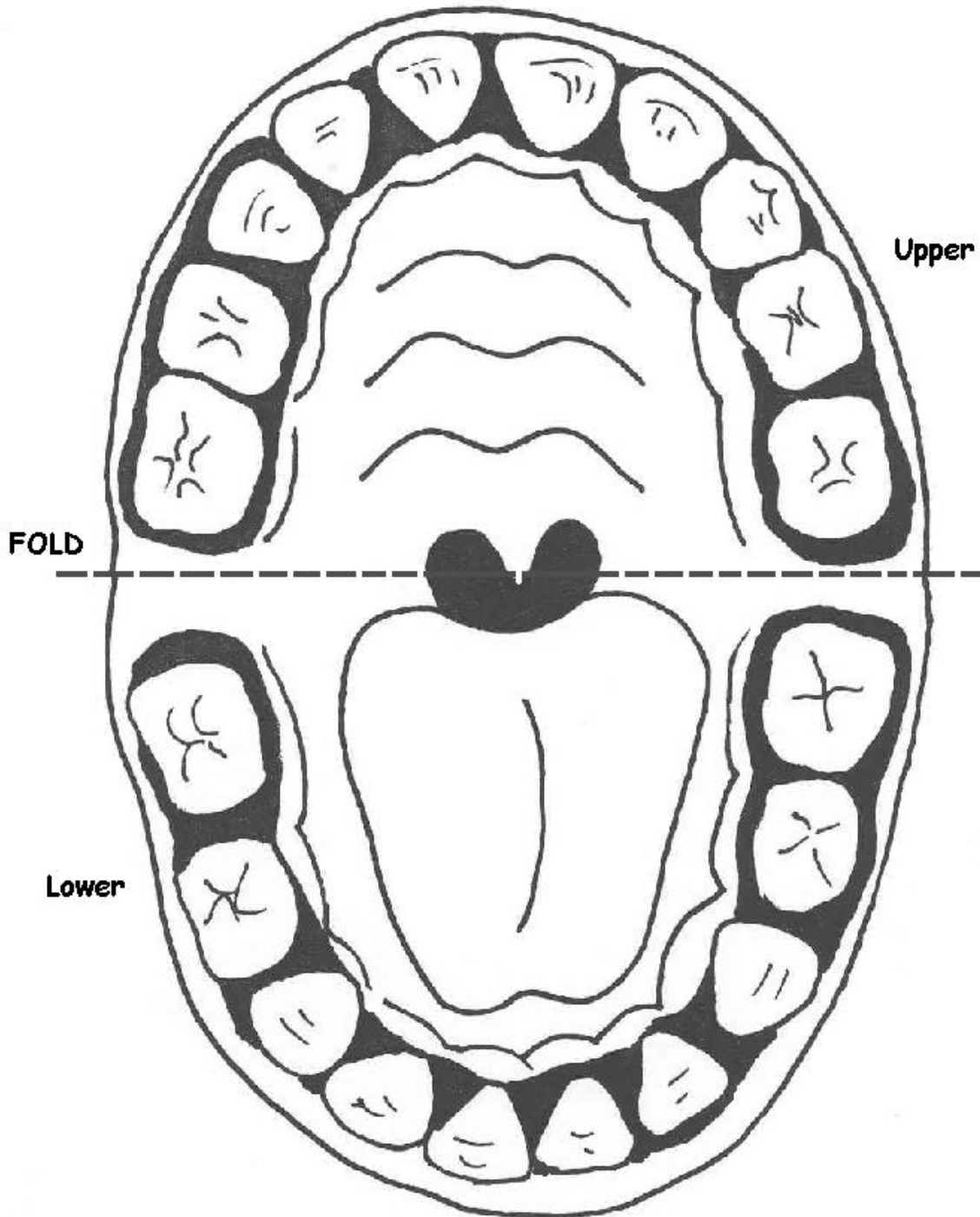
LOST TOOTH POCKET

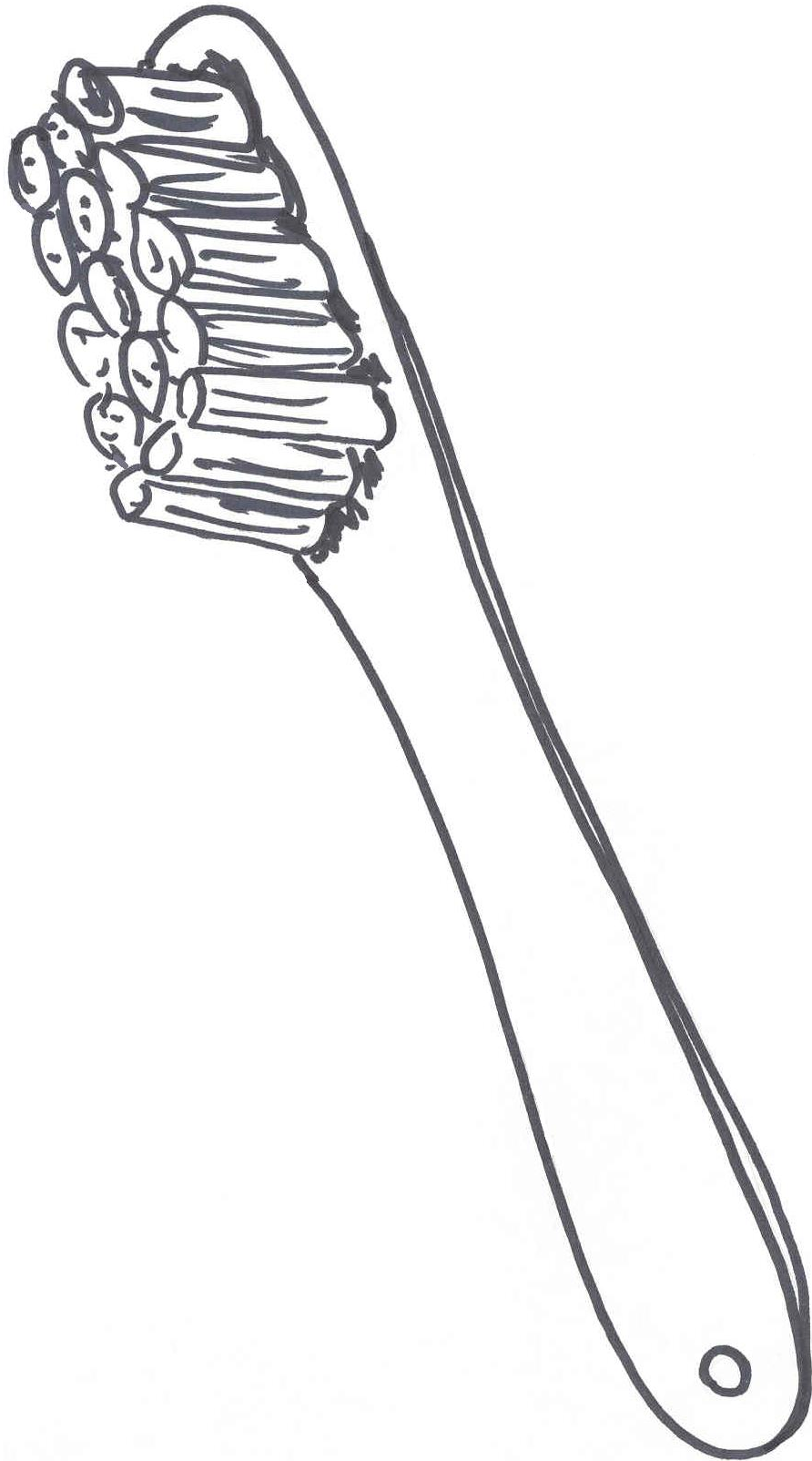
Cut out pocket. Fold on dotted lines. Tape child's tooth into the pocket so it won't go missing. Staple shut.



SUPER SMILE

Cut poster board to fit pattern. Fold in half to create mouths. Give each child a mouth, a pattern, scissors, glue, dental floss, and 20 miniature marshmallows. Have kids cut pattern and glue into mouth. Have kids glue a marshmallow on top of each tooth in the pattern and fold the cardboard to create mouthful of teeth. Let dry. Have them practice flossing.

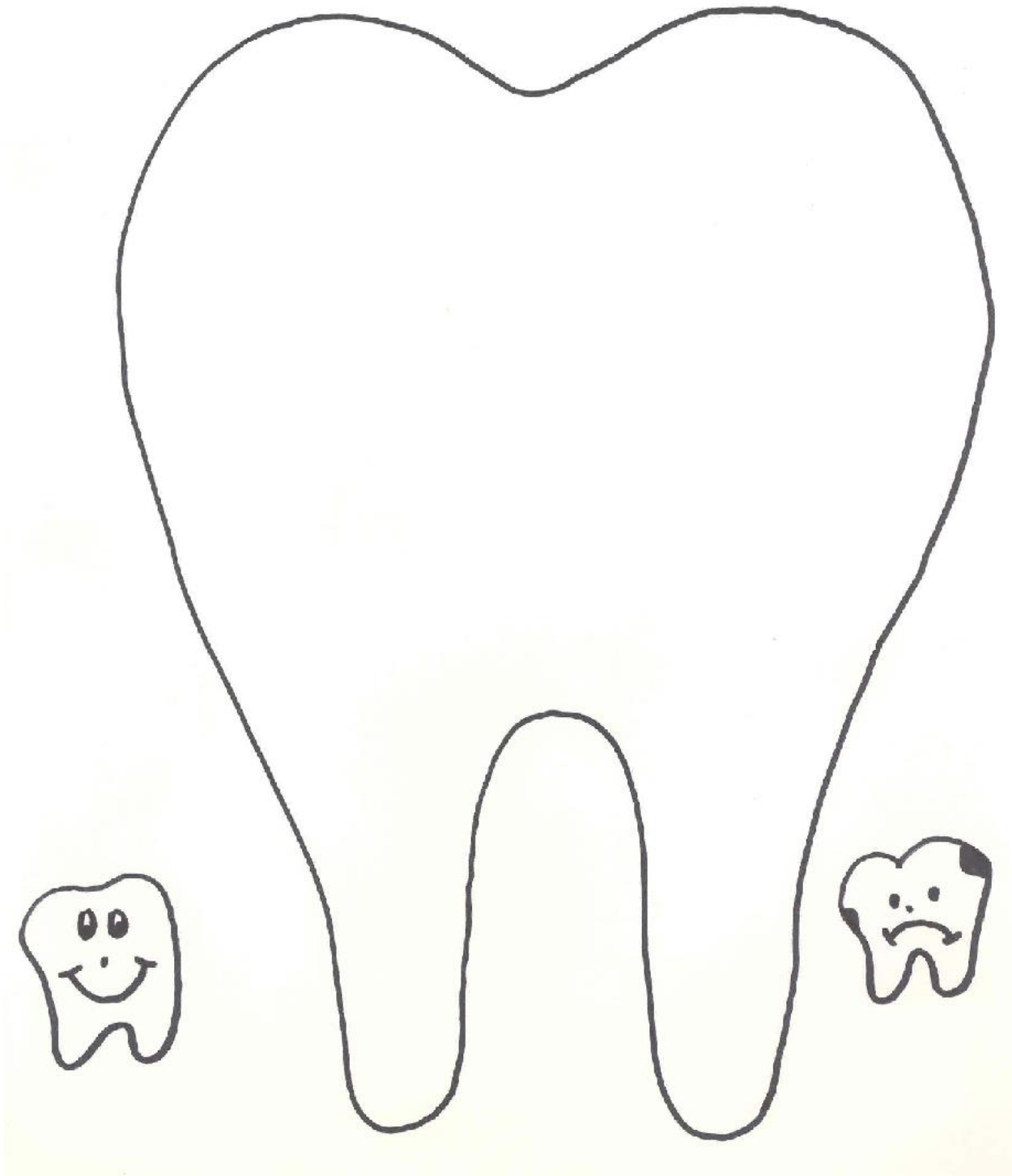




SAD TOOTH - HAPPY TOOTH AND THE TOOTHBRUSH

Trace and cut patterns for child. Let them color in cavities on sad tooth! Write their names on the toothbrush. Punch hole in top of all three and string on thread. Put the toothbrush near the happy tooth!

Sing to tune of Twinkle, Twinkle little Star.... Sad tooth sad tooth full of decay, Sweets caused me to be this way. Happy tooth, happy tooth, smiling bright. Brushing keeps me shining white!



TOOTH NUMBERS

Copy face pattern 5 times. Write numbers 1-5 on either neck or hair. Cut 15 small white squares (to resemble teeth). Children place proper number of teeth in mouth.



TOOTH BOOKS

J 398.2 BEE	Beeler	Throw Your Tooth On The Roof
J 398.2 BRI	Brill	Tooth Tales From Around The World
J 398.2 CHR	Christiana	Tooth Fairy's Tale
J 591.4 FOW	Fowler	Look At Teeth
J 599.94 LEV	Levine	Tooth By Tooth – Comparing Fangs, Tusks, And Chompers
J 612 MAL	Maloy	Teeth
J 612 SHO	Showers	How Many Teeth?
J 612.31 SCH	Schuh	All About Teeth
J 617.6		This section contains books on teeth and dentists
J 973.4 CHA	Chandra	George Washington's Teeth
E ADLER	Adler	Young Cam Jansen And The Lost Tooth
E BENTLY	Bently	Tooth Fairy's Royal Visit
E BOURGEOIS	Bourgeois	Franklin And The Tooth Fairy
E BOWEN	Bowen	Tooth Fairy's First Night
E BROCKENBROUGH	Brockenbrough	Dinosaur Tooth Fairy
E BUNTING	Bunting	Trouble On The T-Ball Team
E CLEMENT	Clement	Grandpa's Teeth
E COLANTOLAINEZ	Colanto Lainez	Tooth Fairy Meets El Raton Perez
E COUSINS	Cousins	Maisy, Charley, And The Wobbly Tooth
E COWLEY	Cowley	Agapanthus Hum And The Angel Hoot
E DEAN	Dean	Pete The Cat And The Loose Tooth
E DIAKITE	Diakite	I Lost My Tooth In Africa
E EDWARDS	Edwards	Dear Tooth Fairy
E ELYA	Elya	Tooth On The Loose
E FALWELL	Falwell	Dragon Tooth
E GALLOWAY	Galloway	Smiley Shark
E GRAHAM	Graham	April And Esme – Tooth Fairies
E HALL	Hall	Tooth Fairy
E HELLER	Heller	Tooth Tree
E HOBBIE	Hobbie	Charming Opal
E HOOD	Hood	Tooth Mouse
E JOHNSONPETROV	Johnson-Petrov	Lost Tooth Club
E JOYCE	Joyce	Day With Wilbur Robinson
E KANN	Kann	Silverlicious
E KOCHALKA	Kochalka	Squirrely Gray
E LASKY	Lasky	Science Fair Bunnies
E LEVINE	Levine	Very Beary Tooth Fairy
E MACCARONE	Maccarone	My Tooth Is About To Fall Out
E MACDONALD	MacDonald	Cousin Ruth's Tooth
E MCCLOSKEY	McCloskey	One Morning In Maine
E MCGHEE	McGhee	Mrs. Watson Wants Your Teeth
E MCMULLAN	McMullan	Fluffy Meets The Tooth Fairy
E MCPHAIL	McPhail	Bear's Toothache

E MUNSCH	Munsch	Andrew's Loose Tooth
E MURRAY	Murray	Hippo Goes Bananas
E NOLL	Noll	I Have A Loose Tooth
E OCONNOR	O'Connor	Fancy Nancy And The Too-Loose Tooth
E PALATINI	Palatini	Gone With The Wand
E PALATINI	Palatini	No Biting, Louise
E PALATINI	Palatini	Sweet Tooth
E PIRANI	Pirani	Triplets
E REY	Rey	Curious George Visits The Dentist
E ROYSTON	Royston	Healthy Teeth
E SCHAEFER	Schaefer	Loose Tooth
E SEUSS	Seuss	Tooth Book
E SILVERMAN	Silverman	My Tooth Is Loose
E SIS	Sis	Madlenka
E SMEE	Smee	Tusk Fairy
E STEIG	Steig	Doctor De Soto
E STEIG	Steig	Doctor De Soto Goes To Africa
E SUEN	Suen	Loose Tooth
E THALER	Thaler	Dentist From The Black Lagoon
E TRIPP	Tripp	Teasing Trouble
E UNDERWOOD	Underwood	Here Comes The Tooth Fairy Cat
E VANLEEUEWEN	Van Leeuwen	Amanda Pig And The Wiggly Tooth
E VOGEL	Vogel	Brushing My Teeth
E VROMBAUT	Vrombaut	Clarabella's Teeth
E WELLS	Wells	School Play
E WEST	West	King's Toothache
E WHYBROW	Whybrow	Harry And The Dinosaurs Say "Raahh!"
E WILHELM	Wilhelm	I Lost My Tooth
E WILLIAMS	Williams	Albert's Impossible Toothache
E WILSON	Wilson	Bear's Loose Tooth
E WILSON	Wilson	Dragon Tooth Trouble

DVDs

J 791.43 GRE	Green Eggs And Ham (Tooth Book)
J 791.43 SEE	SeeMore's Playhouse – Fire Safety (includes Visit To The Dentist)
J 791.43 WIL	William Steig Library (Dr. De Soto)

SOUND RECORDINGS

J 782.42 CATSPAJAMAS Reading Rocks (Loose Tooth)

This list was updated on October 26, 2017