

SPACE and ROBOTS


ART

GLITTER GALAXY

Materials: Glass jar with lid
Light corn syrup
glitter, metallic confetti
water

1. Using warm water and soap, clean and dry jar.
2. Fill jar 2/3 full of corn syrup.
3. Add few tablespoons of glitter and confetti.
4. Fill jar to top with water
5. Tighten lid.
6. Shake jar for meteor shower.

HELMETS



Material: Paper grocery bags, Scissors, Glue, Markers, Crayons, Plastic hosing, Decorating odds and ends such as sequins, buttons, bottle caps, scraps of paper, foil, wallpaper, and fabric
Ahead of time, cut the top 5' (13cm) off the bag, then cut openings for arms on the sides and a circle in the front for the face.

Attach a piece of plastic hosing through a small hole in the back of the helmet, if desired. Invite the children to decorate their

space helmet with the crayons, markers, and decorating odds and ends.

VARIATIONS:

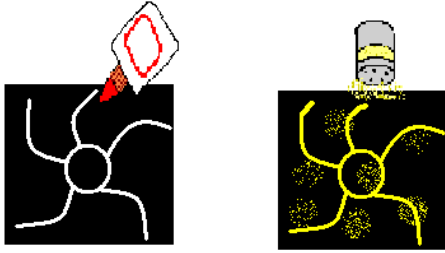
Dramatic play: Have the children act out the first lunar landing.

More art: Make a vest from another paper bag and decorate it as a spacesuit. Create a mural of the lunar landscape. Make alien creatures from pipe cleaners, bead pompoms, and googly eyes

CRATER PRINTING

Cut several chunks from the bottom of a large sponge. Cut a 12 inch circle from white construction paper. Line bottom of shallow tray with paper towels and saturate the paper towels with gray paint. Have child press sponge onto saturated towels to pick up paint. Press sponge onto circles to make textured prints. Cover entire circle to make a moon. Variation – Have child draw and color a self-portrait on a 5" x 7" rectangle of white paper. Trim and glue to the moon's surface. (they are now official astronauts!)

SPARKLING GALAXY



1. Draw a spiral galaxy with glue on black paper.
2. Sprinkle with gold or silver glitter. Let dry.
3. Shake off excess glitter.
4. (Our galaxy is a spiral galaxy with 5 arms)

STARRY-SKY LIGHT CATCHER

Materials: 4" diameter plastic lid
White Glue
Blue food coloring
paper cup
craft stick
blue yarn
stick on stars
gold glitter

Pour about 4 ounces of glue into the paper cup. Add two or three drops of blue food coloring and mix until glue has even color of blue.

Pour enough glue into the plastic lid to complete fill it.

Cut a 3" long piece of yarn. Press the two ends of the yarn into the glue at the edge of the lid to make a hanger.

Put star stickers onto glue and sprinkle gold glitter over the top.

Let dry several DAYS. When dry, peel the glue out of the lid and hang starry sky in a sunny window.

METEROITE MASTERPIECES

styrofoam ball
pencil
paintbrush
paint
glitter glue

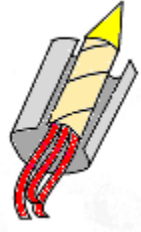
Press a pencil tip into the ball to make small craters

Paint the ball different colors, swirling the paint as you go.

Brush on glitter glue to add sparkle.

PAPER TUBE ROCKETS

Cut a circle from construction paper and form into a cone. Glue cone to top of paper tube. Glue red streamers to inside of bottom of tube. Wrap tube in foil.



PAPER PLATE SUN



Materials: paper plate, yellow paint, yellow construction paper, glue, wiggle eyes

1. Trace around child's hand several times and cut out hands.
2. Glue hands to back side of painted paper plate.
3. Decorate front of plate with wiggle eyes and markers

STARBURST PAINTING

Materials: Clear corn syrup, sponge paint brushes, food coloring, eyedroppers, construction paper


Use sponge paintbrush to cover paper with a layer of corn syrup. Let child drip food color onto wet corn syrup with eyedropper. When the colors hit the wet syrup, they will make a sunburst design. Let the creations dry as flat as possible in a warm place.

NIGHTTIME SURPRISES

For each child, use a white crayon to draw stars on a piece of white construction paper. (press down hard while drawing.) Set paper along with brushes and black tempera thinned with water to make a wash. Let children brush the paint wash over their papers to discover the star surprises that will show through.

ENVELOPE ALIEN PUPPETS

Magic markers
Legal-Size Envelopes
Glitter
Pipe Cleaners
Foam Shapes
Glitter Pompoms and other scraps



Take a legal-size envelope (9 1/2' x 4') and lick the envelope shut. Lay the envelope flat and paint your Martian on the outside. When dry, fold and unfold the sealed edges evenly about 1/2'. This adds 'body' to your Martian. Add glitter, pipe cleaners, foam shapes glitter poms and more. Make 2 holes in the bottom. Kids insert their fingers through the holes to make their puppets come alive.

SUNNY FACES

Tape white construction paper circles to table. Let children paint circles yellow. When paint has dried, untape and help children draw on happy faces with felt-tip pens. Then have children glue short yellow streamers around the edges of their sunny faces.

SUN PUPPETS

For each child cut two small circles out of yellow construction paper. Help child glue circles together with a craft stick in between. Let children glue short pieces of yellow yarn around edges of circles to make sun rays.

PAINT BLOB SUNS

Give each child a piece of white construction paper and a cotton swab. Place a blob of yellow paint in the center of each paper. Have children use their swabs to draw paint out from the blob in long rays to create suns.

PIPE CLEANER STARS

MATERIAL: Pipe cleaners, glue, string, colored cellophane, scissors


1. Help children shape pipe cleaners into star shapes.
2. Tie string onto star (for hanging.)
3. Cover one side of pipe cleaner star with glue.
4. Place a piece of colored cellophane over glue and let dry.
5. Trim edges of cellophane away.
6. Hang in window and let sun shine through.

SPACEBALLS - COMETS

Put 2 cups liquid detergent into shallow baking dish. Add 4 tsp. powdered tempera paint to soap. Blow bubbles in mixture with straw. Transfer to paper by lying gently on top of bubbles and lifting off.

ROBOT

Use boxes of various sizes and shapes to construct a robot.



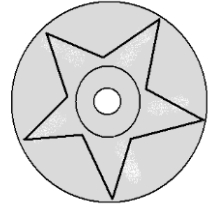

STAR WANDS

Cut star shape from poster board. Spread with glue and sprinkle with glitter. Add streamers and tape to a straw.

STAR FINGER PUPPET

Material: red permanent marker, old Cd disk, Scissors, glue, google eyes, masking tape

1. Draw a star shape on the back of the CD with a marker and cut out the star. (Use heavy duty scissors.)
2. Draw a smile on the shiny side just below hole.
3. Put a strip of masking tape above the hole. Put a small piece of tape on back of each eye. (This will help create a better gluing surface.)
Glue eyes to disc.
4. Put your finger through the hole from back of disc forming a nose.



GAMES

ALIEN BLOB

Pick 3-4 children to be the blob. Have them get on hands and knees and cover with a blanket. Let them crawl around the room trying to catch people. Anyone they catch becomes part of the blob and joins others under blanket.

MOONROCK HUNT

Wrap small rocks in foil. Hide them around the room. Let children collect the "moon rocks."

RING AROUND THE SPACE SHUTTLE

Ring around the space shuttle, *(Join hands in circle and slide to right)*
Reach for a star, *(Reach arms up high)*
Stardust, stardust,
Fall where you are. *(Fall to floor)*

SONGS

BEEP BEEP WENT THE LITTLE ROBOT (to tune of "Glub, Glub Went the Little Green Frog")

"Beep, beep," went the little robot one day
"Beep, beep," went the little robot.
"Beep, beep," went the little robot one day
And his eyes went Blink, blink, blink.

WE'RE FLYING TO THE MOON (to tune of "Farmer in the Dell")

We're flying to the moon; we're flying to the moon
Blast off, away we go
We're flying to the moon.

We're going in a spacecraft...
We're landing out in space...
We're landing on the moon...
We're collecting moon rocks...
We're flying back to Earth...
We're landing on the Earth...

ROBOT SONG (to tune of "Wheels on the Bus")

The arms of the robot go up and down, up and down, up and down
The arms of the robot go up and down
All around town.

VERSES:

The legs of the robot go back and forth

The head of the robot goes side to side

The buttons on the robot go blink, blink, blink

The sound of the robot goes beep, beep, beep

The voice of the robot says, "Does not compute."

ASTRONAUT SONG (to tune of "If You're Happy and you Know it")

Outer space is where I'd like to go
I'd ride inside a spaceship, don't you know?
I'd travel through the stars,
Wave to Jupiter and Mars.
Outer space is where I'd like to go.

CLIMB ABOARD THE SPACESHIP (to tune of "Itsy Bitsy Spider")

Climb aboard the spaceship, we're going to the moon.
Hurry and get ready, we're going to blast off soon.
Put on your helmets and buckle up real tight.
Here comes the countdown, let's count with all our might.
10-9-8-7-6-5-4-3-2-1---BLAST OFF!!

I'M A LITTLE ROBOT (to tune of "I'm a Little Teapot")

I'm a little robot, watch me walk,
Push my button, now I can talk.
When I get all oiled up I can work.
Even if I have to jerk.

I'm a little robot, watch me go,
Sometimes fast, sometimes slow.
When I get all worn out you can see,
All I need is a new battery.

DOWN ON THE LAUNCH PAD (to tune of "Down by the Station")

Down on the launch pad
Early in the morning
See the big rocket, ready to go
Hear the launch director
Check for any problems
Then 3, 2, 1, it's off they go.

OTHER FUN STUFF

STARS SCOPES

Give each child an empty toilet tissue tube with a black paper circle taped over one end. Let the children gently punch holes in the paper-covered ends of their tubes with toothpicks to complete their star scopes. To use, have the children hold their scopes up to the light and look through the uncovered ends. The light will shine through the holes creating miniature planetariums.

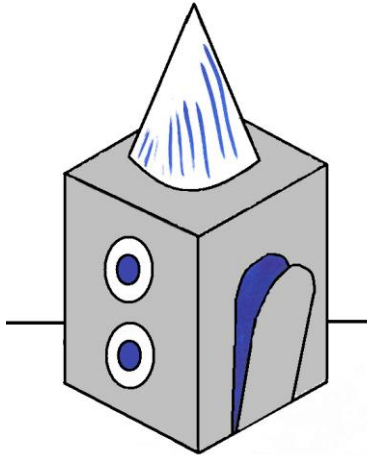
SPARKLING STARS

Shape pipe cleaners into star shapes and tie onto a string. Put the star in solution of Borax & water (mix borax into water until no more dissolves. About 3 tablespoons per 1 cup water) Leave overnight. Crystals will form on stars. You can also use Epsom salts.

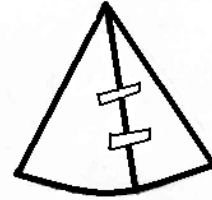
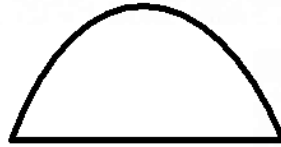
STAR SEARCH

Cut a yellow posterboard star for each child. Write their names on the stars. Place stars in large plastic tub and add a generous amount of shiny gift-packing shreds. Allow children to sift through paper to find stars. See who can find his name.

ROCKET SHIP



1. Cut a door and portholes into a refrigerator box.
2. Cover box with foil.
3. Add nosecone.
4. Explore space.

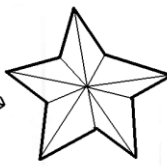
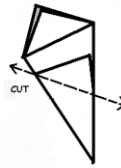
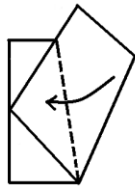
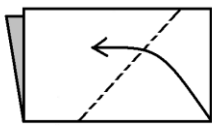


Nosecone is semi-circle of posterboard fromed into a cone.

MOON ROCKS

Place several small rocks in your sand table. Provide a muffin tin, tongs and a magnifying glass. Kids use tongs to transfer rocks into empty sections of muffin tin. Then have them examine rocks with magnifying glass and return them to sand.

CUT A STAR



Fold paper as shown and cut to make star.

MOON WALK

Have your children walk as if they were on the moon. Use slow, exaggerated steps.

TELESCOPES

Materials: 35 mm film container with lid
Self-adhesive reinforcer rings
Dark green or black plastic bags
Star stickers

Punch a hole in center of the film lid and in the center bottom of the can. Put a hole reinforcer around the hole to make "eyepiece." Tape the black plastic bag to the bottom of a table and decorate it with star stickers. Let the children lie on their backs and look through their "telescopes" at the stars.

STAR SEARCH

Cut large stars out of construction paper. Place stars around room. Encourage children to find stars. If desired, use different colors and let them look for particular colors.

COLOR STARS

Cut a star out of cardboard. Color each point a different color. Color the ends of 5 clothespins to match the colors on the star. Let children clip the clothespins on the matching colored star points.

SORT THE STARS

Cut star shapes from poster board in 5 different sizes. Let the children arrange them from largest to smallest. VARIATION: Cut several stars from different colors of paper. Let children sort according to color.

SHOOTING STAR

NEED: Black light White pom poms

Sit children in a circle. Turn off regular lights and turn on black light. Toss the white pom pom back and forth in the circle like a shooting star.


SNACKS

UFOS

Push toothpicks into skin of apple around bottom. Stick grapes onto toothpicks to make UFO's.

BANANA ROCKETS

2 chocolate chips
½ banana
whipped cream
1 strawberry Newton



Cut strawberry Newton in ½ diagonally. Place ½ of Newton on each side of banana for tail fins. Press chocolate chips into banana for windows. Place banana on the bed of whipped cream for tasty rocket treat.

STAR COOKIES

Cut cookies in star shapes. Sprinkle with sugar to make them glitter.

ROCKET SHIPS

Celery stick
2 pieces of cheese (cut diagonally)
cream cheese
blueberries or raisins
grated carrots

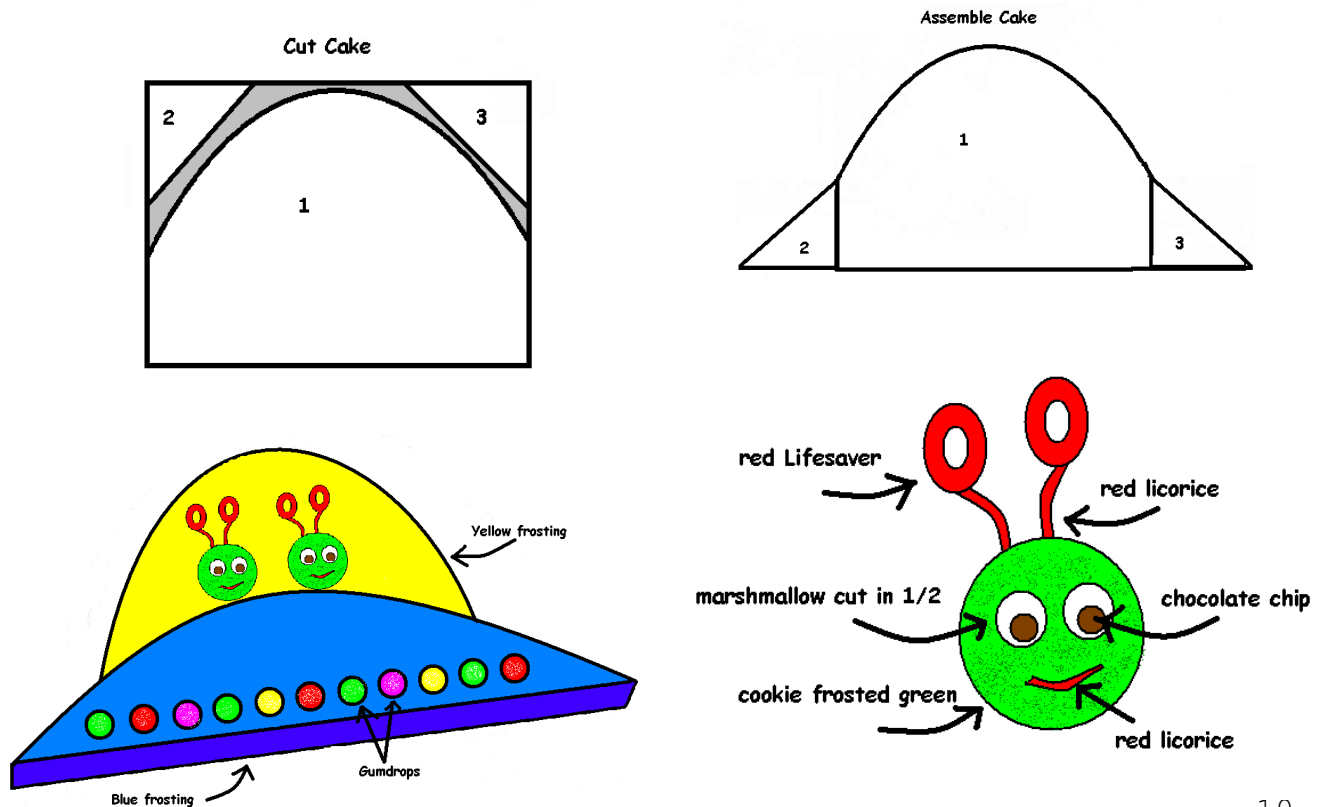
1. Fill Celery stalk with cream cheese.
2. Place cheese, point up on top of celery for space capsule.
3. Place 3 blueberries or raisins down center of stalk.
4. Push grated carrots into bottom of stalk to form rocket exhaust.

STAR SANDWICHES

Let children use star shaped cookie cutters to cut bread. Spread with cream cheese.

FLYING SAUCER CAKE

Cut sheet cake to make flying saucer cake. Frost window part yellow and ship part blue. Use cookie frosted in green for Martians. Use red licorice for mouth and antennae, red lifesavers for tops of antennae, 2 marshmallow and chocolate chip for eyes. Use gumdrops for landing lights on ship.



METEORS

- 1 c crushed Graham crackers
- 1 c non-fat dry milk
- 1 c corn syrup
- 1 c Crunchy peanut butter
- 2 c raisins
- 2 c chopped nuts
- 2 c wheat germ

Mix together. Form into small balls and chill.

VEGGIE MARTIAN



Ingredients

- 10 cherry tomatoes, baby pattypan squash or combination
- 5 to 10 thin slices cucumber or zucchini
- 1/4 teaspoon reduced-fat soft cream cheese or mustard
- 5 to 8 currants or raisins, cut into halves
- 10 chow mein noodles

Skewer vegetables on toothpicks to form martian bodies. Use cream cheese or mustard to make eyes or to attach currants for eyes and mouths. Press 2 chow mein noodles into top of each martian for antennae. Remove toothpicks before serving.

SPACE SNACK

Put serving of instant pudding into a snack-sized Ziploc bag. Cut a straw in half. Open bag just enough to slip straw into pudding. Have children sip their snack through the straw like the astronauts do.

STAR SALADS

- | | |
|---------------------|------------------------------|
| Lettuce leaves | 2 slice watermelon (1"thick) |
| 2 c. cottage cheese | 2 Tbs. Blueberries |

Put lettuce on plate. Cut watermelon slice into 5 equal wedges and discard rind. Place wedges on lettuce with points outward to make a star. Fill hole in middle with cottage cheese. Sprinkle cottage cheese with blueberries.

FINGERPLAYS

A ROCKET

A rocket is what an astronaut (Hold right hand with 1st 2 fingers pointed up on left palm)
Must have to get to the moon. (Raise right hand up and away)
A spaceship is where he lives while he's there. (Bring arms together & then spread them out to each side)
Will you be going there soon? (Point to another person)

ONE LITTLE ASTRONAUT

One little astronaut floating out from base,
Hooked to a hose, exploring space. (Pretend to float in space)
She thought it was such an amazing trick,
She called another astronaut to join her quick. (Beckon with hand.)

Two Little astronauts floating out from base, (Hold hands with second astronaut)
Hooked to a hose, exploring space. (Pretend to float in space)
They thought it was such an amazing trick,
They called another astronaut to join them quick. (Beckon with hand.)

Continue until all children are holding hands.

INSIDE A ROCKET

Inside a rocket ship (Crouch)
Just enough room (Hold arms close to body)
Here comes the countdown
5,4,3,2,1 (count fingers)
ZOOM! (jump up)

FOUR LITTLE STARS

(Lower fingers, one at a time)

4 little stars winking at me.
1 shot off, then there were 3!
3 little stars with nothing to do.
1 shot off, then there were 2!
2 little stars Afraid of the sun.
1 shot off, Then there was 1!
1 little star. Alone is no fun.
It shot off, then there was none!

ZOOM, ZOOM, ZOOM

Zoom, zoom, zoom (rub hands)

I'm going to the moon (fly hands upward)

If you want to take the trip,

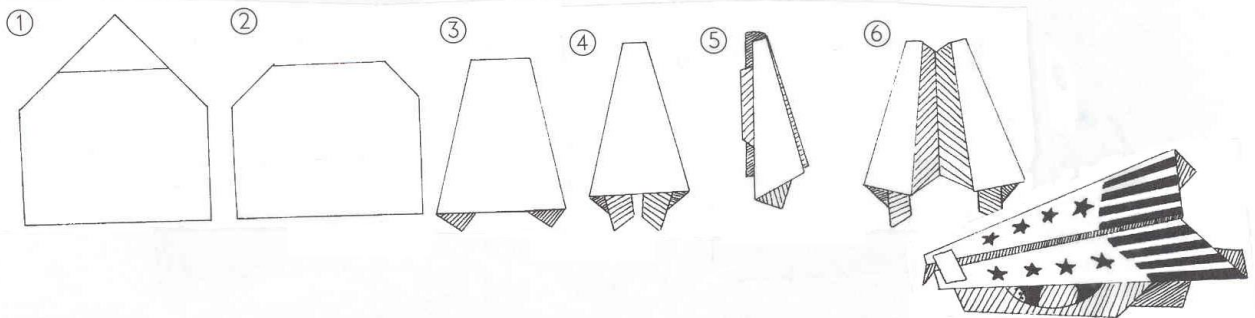

Climb aboard my rocket ship (pretend to climb imaginary ladder)

Zoom, zoom, zoom (rub hands)

I'm going to the moon!

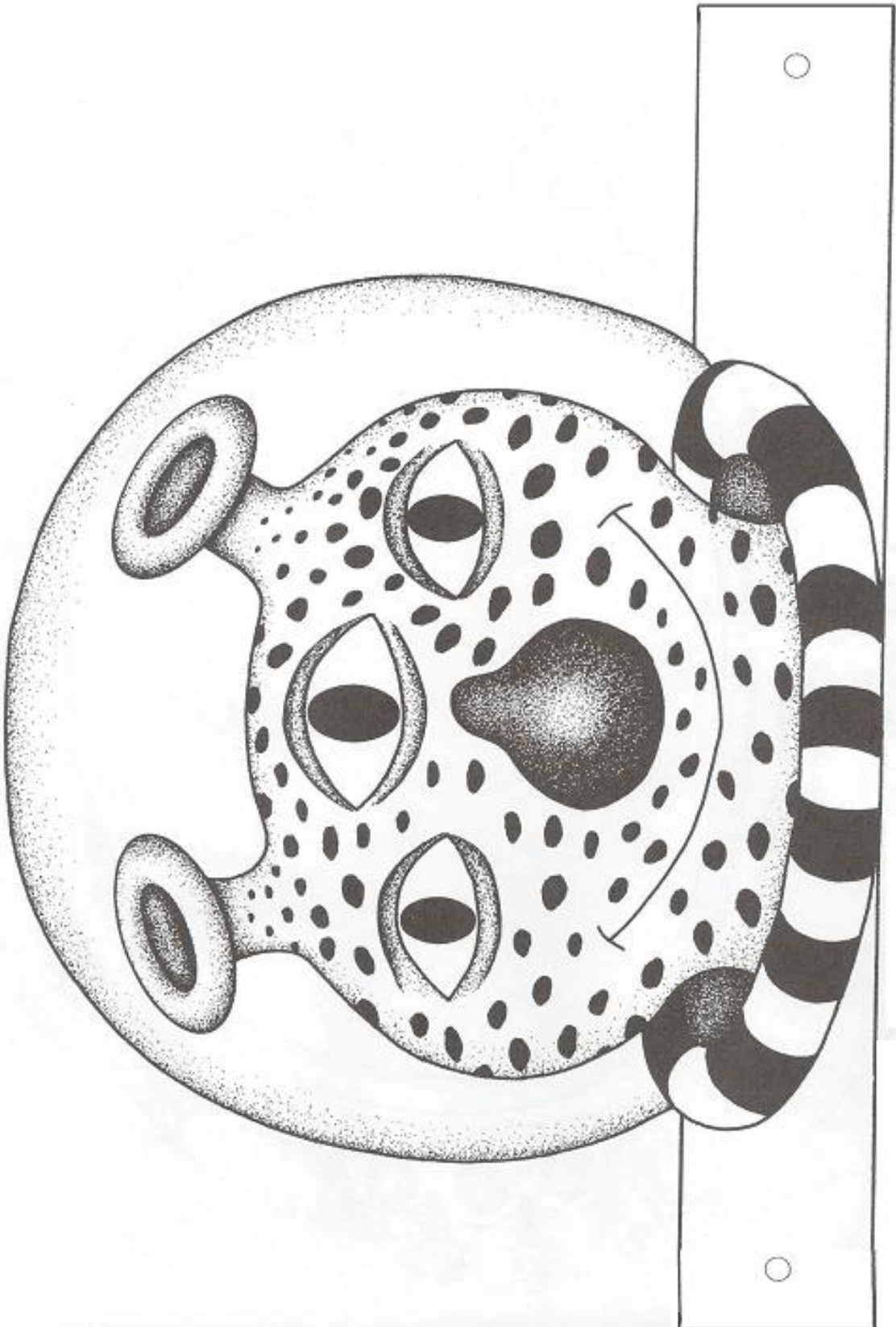
SPACE SHUTTLE

Cut and color. Fold to make flying shuttle. See who can fly the farthest




MARTIAN MASK

Cut alien from cardstock. Color. Tie string to ends and adjust to fit head.



ROCKET MATCH

Use rocket and star pattern to make number games. Reproduce 5 rockets. Number them 1-5. Reproduce 15 stars. Let children put stars on the rocket to match the number on the ship.



SPACE AND ROBOT BOOKS

J 398.2 DAL	Daly	Why The Sun & Moon Live In The Sky
J 398.2 KEA	Keams	Grandmother Spider Brings The Sun
J 398.2 KIM	Kimmel	Ten Suns
J 398.2 LEE	Lee	Legend Of The Milky Way
J 398.2 LEE	Lee	Two Love Stars
J 398.2 TAY	Taylor	Coyote Places The Stars
J 428 DAH	Dahl	If You Were A Noun
J 520		This section has books on Stars.
J 523 – 523.9		This section had books on Planets
J 621.43 COL	Collicut	This Rocket
J 629.4 -629.45		This section has books on Space Exploration.
J 629.8 – 629.89		This section has books on Robots
J 743.8 AME	Ames	Draw 50 Airplanes, Aircraft, And Spacecraft
J 743.89 WAL	Walsh	Draw It - Space Vehicles
J 745.5 ROS	Ross	Crafts For Kids Who Are Wild About Outer Space
J 811 BLA	Hopkins	Blast Off! Poems About Space
J 818 HAL	Hall	Simms Taback's Great Big Book Of Spacey, Snakey, Buggy Riddles
J 818 WOO	Woodworth	Space Jokes
J 92 ALDRIN	Aldrin	Reaching For The Moon
J 92 ARMSTRONG	Rau	Neil Armstrong
J 821 TAY	Taylor	Twinkle, Twinkle, Little Star
E AGEE	Agee	Dmitri The Astronaut
E AGEE	Agee	It's Only Stanley
E AGEE	Agee	Life On Mars
E ANDERSON	Anderson	Romeo And Lou Blast Off
E ARNOLD	Arnold	Fix This Mess
E ARNOLD	Arnold	Green Wilma, Frog In Space
E ASCH	Asch	Happy Birthday, Moon
E ASCH	Asch	Insects From Outer Space
E ASCH	Asch	Moondance
E ASCH	Asch	Moongame
E ASTON	Aston	Moon Over Star
E AUSTIN	Austin	Junk Yard
E AXELROD	Axelrod	They'll Believe Me When I'm Gone
E BANKS	Banks	And If The Moon Could Talk
E BANKS	Banks	Monkeys And The Universe
E BARRETT	Barrett	Cloudy With A Chance Of Meatballs 3
E BARTRAM	Bartram	Bob's Best Ever Friend
E BAYLOR	Baylor	Moon Song
E BEECROFT	Beecroft	Star Wars, Ready Set, Podrace

E BERGER	Berger	Lot Of Otters
E BELL	Bell	Rabbit And Robot – The Sleepover
E BENNETT	Bennett	Max Goes To The Moon
E BENTLY	Bently	Great Balloon Hullabaloo
E BERENSTAIN	Berenstain	Berenstain Bears On The Moon
E BRADMAN	Bradman	It Came From Outer Space
E BRENNER	Brenner	Moon Boy
E BREATHED	Breathed	Mars Needs Moms
E BRETT	Brett	Hedge Blasts Off
E BROWN	Brown	Arthur's First Sleepover
E BROWNLOW	Brownlow	Mickey Moonbeam
E BRUNHOFF	Brunhoff	Babar Visits Another Planet
E BULLER	Buller	Star Wars – What Is A Wookiee?
E BUNTING	Bunting	Moonstick
E BURKS	Burks	Beep And Bah
E BUTLER	Butler	Stanley In The Dark
E CARLE	Carle	Draw Me A Star
E CARLE	Carle	Papa, Please Get The Moon For Me
E CARRICK	Carrick	Patrick's Dinosaurs On The Internet
E CARRICK	Carrick	Watch Out For Wolfgang
E CATALANOTTO	Catalanotto	Dad & Me
E CAZET	Cazet	Minnie And Moo And The Potato From Planet X
E CAZET	Cazet	Minnie And Moo Save The Earth
E CONRAD	Conrad	See You Soon, Moon
E COREY	Corey	First Graders From Mars (Series)
E COX	Cox	West Texas Chili Monster
E CREWS	Crews	I'll Catch The Moon
E CUSHMAN	Cushman	Space Cat
E DEBECKER	Debecker	Naughty Prince
E DEWAN	Dewan	Sorcerer's Apprentice
E DIPUCCHIO	DiPucchio	Clink
E DITERLIZZI	DiTerlizzi	Jimmy Zangwow's Out-Of-This-World, Moon Pie Adventure
E DOLAN	Dolan	Nuts In Space
E DUDDLE	Duddle	Rex, The King Of Space
E DUVAL	Duval	Take Me To Your BBQ
E DYCKMAN	Dyckman	Boy And Bot
E ELLIOTT	Elliott	Hazel Nutt, Alien Hunter
E EMBERLEY	Emberley	Spare Parts
E EMMETT	Emmett	Bringing Down The Moon
E FALLER	Faller	Polo
E FARBER	Farber	Alien
E FREEDMAN	Freedman	Aliens In Underpants (series)
E GAFFNEY	Gaffney	Grandpa Takes Me To The Moon
E GALL	Gall	NanoBots

E GALL	Gall	There's Nothing To Do On Mars
E GARTON	Garton	Otter In Space
E GERSHATOR	Gershator	Moon Rooster
E GERSTEIN	Gerstein	How To Bicycle To The Moon To Plant Sunflowers
E GOLDBERG	Goldberg	Catching The Moon
E GREY	Grey	Space Dog
E GREY	Grey	Toys In Space
E GRIFFITH	Griffith	Moonlight
E GUDEON	Gudeon	Peeper And Zeep
E HADFIELD	Hadfield	Darkest Dark
E HARKER	Harker	Twinkle, Twinkle, Little Star
E HELLER	Heller	How The Moon Regained Her Shape
E HENKES	Henkes	Kitten's First Full Moon
E HORACEK	Horacek	Mouse Who Ate The Moon
E HUNTER	Hunter	Possum's Harvest Moon
E HUNTER	Hunter	Robots Slither
E HURD	Hurd	Moo Cow Kaboom!
E JAMES	James	Baby Brains
E JAMES	James	Baby Brains And Robomom
E JEFFERS	Jeffers	Way Back Home
E JENKINS	Jenkins	Looking Down
E JOHNSTON	Johnston	Alien & Possum - Friends No Matter What
E JOYCE	Joyce	Man In The Moon
E JOYCE	Joyce	Rolie Polie Olie (Series)
E KARAS	Karas	Bebe's Bad Dream
E KEATS	Keats	Regards To The Man In The Moon
E KELLY	Kelly	Mousetronaut Goes To Mars
E KHERDIAN	Kherdian	Come Back, Moon
E KIMMEL	Kimmel	Cloak For The Moon
E KNAPMAN	Knapman	Mungo And The Spiders From Space
E KOMPELIEN	Kompelien	Scott The Astronaut
E KUPER	Kuper	Theo And The Blue Note
E LAST	Last	Meet The Mixels
E LAZAR	Lazar	I Thought This Was A Bear Book
E LESTER	Lester	Wodney Wat's Wobot
E LOBEL	Lobel	Lena's Sleep Sheep
E LOBEL	Lobel	Little Honey Bear And The Smiley Moon
E LOOMIS	Loomis	Astro Bunnies
E LUCAS	Lucas	Robot And The Bluebird
E MARSHALL	Marshall	Merry Christmas, Space Case
E MCCALL	McCall	Marveltown
E MCCANN	McCann	Balloon On The Moon
E MCCARTY	McCarty	Moon Plane
E MCMULLAN	McMullan	Pearl And Wagner – Two Good Friends

E MCNAMARA	McNamara	Three Little Aliens And The Big Bad Robot
E MCPHAIL	McPhail	Tinker And Tom And The Star Baby
E MILGRIM	Milgrim	See Pip Point
E MILGRIM	Milgrim	Otto (Series)
E MONCURE	Moncure	My "A" Sound Box
E MORA	Mora	Night The Moon Fell
E MORTENSEN	Mortensen	Cindy Moo
E MURPHY	Murphy	Captain Invincible And The Space Shapes
E OCONNOR	O'Connor	Fancy Nancy Sees Stars
E OMALLEY	O'Malley	Box
E ORSHOSKI	Orshoski	Robot Man
E PAUL	Paul	Trainbots
E PEET	Peet	Wump World
E PEPPE	Peppe	Mice On The Moon
E PORTIS	Portis	Best Friends In The Whole Universe
E PRYOR	Pryor	Mr. Munday And The Space Creatures
E RABE	Rabe	Planet Name Game
E RASCHKA	Raschka	Can't Sleep
E REED	Reed	Oliver, The Spaceship, And Me
E REY	Rey	Curious George Gets A Medal
E REYNOLDS	Reynolds	Snowbots
E RIDDELL	Riddell	Wendel's Workshop
E RIVERA	Rivera	Baseball On The Mars
E ROBINSON	Robinson	And The Robot Went...
E RYAN	Ryan	Zoo Zoom!
E RYLANT	Rylant	Long Night Moon
E SAUER	Sauer	Your Alien
E SAUER	Sauer	Your Alien Returns
E SCHADE	Schade	Space Dog Jack
E SCHACHNER	Schachner	Skippyjon Jones Lost In Spice
E SCHAEFFER	Schaeffer	Full Moon Barnyard Dance
E SCHERTLE	Schertle	When The Moon Is High
E SCHORIES	Schories	When Jack Goes Out
E SCIESZKA	Scieszka	Baloney (Henry P.)
E SCIESZKA	Scieszka	Robot Zot
E SCRATS		Scrat's Space Adventure
E SHAW	Shaw	Sheep Blast Off!
E SHULMAN	Shulman	Moon Might Be Milk
E SIMON	Simon	Robot Zombie Frankenstein!
E SINGER	Singer	Boy Who Cried Alien
E SMALLCOMB	Smallcomb	Earth To Clunk
E SMITH	Smith	When Moon Fell Down
E SPINELLI	Spinelli	Rise The Moon
E SPURLING	Spurling	Bilby Moon
E STAAKE	Staake	Hello, Robots

E STARWARS	Beecroft	Star Wars, The Clone Wars – Anakin In Action
E STARWARS	Beecroft	Watch Out For Jabba The Hutt
E SUEN	Suen	Man On The Moon
E TAFURI	Tafari	What The Sun Sees, What The Moon Sees
E TARPLEY	Tarpley	Beep! Beep! Go To Sleep!
E TAYLOR	Taylor	Twinkle, Twinkle, Little Star
E THOMAS	Thomas	One Day, Daddy
E TIMMERS	Timmers	Franky
E TRANSFORMERS		Transformers Ultimate Storybook Collection
E TRAPANI	Trapani	Twinkle, Twinkle Little Star
E UNDERWOOD	Underwood	Interstellar Cinderella
E VALOIS	Valois	Star Wars The Clone Wars – The Secret Villain
E VIVA	Viva	Long Way Away
E WAHL	Wahl	Rabbits On Mars
E WARD	Ward	There Was An Old Martian Who Swallowed The Moon
E WATKINS	Watkins	R Is For Robot
E WATKINS	Watkins	Ray Bot
E WEIGEL	Weigel	Atomic Ace And The Robot Rampage
E WEST	West	Me And My Robot
E WHATLEY	Whatley	Captain Pajamas
E WHITMAN	Whitman	When I Heard The Learn'd Astronomer
E WHYBROW	Whybrow	Sammy And The Robots
E WIESNER	Wiesner	June 29, 1999
E WIESNER	Wiesner	Mr. Wuffles
E WILLIS	Willis	Earth Hounds As Explained By Professor Xargle
E WILLIS	Willis	Earthlets As Explained By Professor Xargle
E WILLIS	Willis	Long Blue Blazer
E WILSON	Wilson	Circle In The Sky
E WILSON	Wilson	George Hogglesberry Grade School Alien
E WINDHAM	Windham	Star Wars – Journey Through Space
E YACCARINO	Yaccarino	Big Science Fair
E YACCARINO	Yaccarino	Doug Unplugged
E YACCARINO	Yaccarino	Doug Unplugged On The Farm
E YACCARINO	Yaccarino	New Pet
E YOLEN	Yolen	Commander Toad And The Big Black Hole
E YOLEN	Yolen	Commander Toad And The Voyage Home
E YOLEN	Yolen	Moon Ball
E YORINKS	Yorinks	Company's Coming
E YORINKS	Yorinks	Company's Going
E YORINKS	Yorinks	Quack!
E YOUNG	Young	Trip To Mars
E ZIEFERT	Ziefert	By The Light Of The Harvest Moon

DVDs

- J 791.43 BAC Backyardigans – Mighty Match-Up (Ranch Hands From Outer Space)
- J 791.43 CAT Cat In The Hat Knows A Lot About Space
- J 791.43 CAT Cat In The Hat Knows A Lot About That! – Space Is The Place
- J 791.43 CUR Curious George – Robot Monkey And More Great Gadgets
- J 791.43 DOU Doug Unplugged
- J 791.43 POP Poppy Cat – Birthday Treasure And Other Adventures
- J 791.43 VER Very Hungry Caterpillar And Other Stories (Papa, Please Get The Moon For Me)

This list was updated on October 26, 2017