

# SOUNDS

## ART

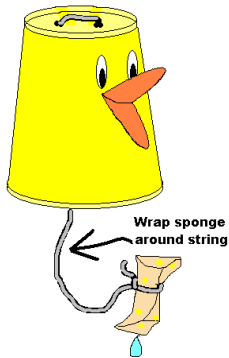
### MEGAPHONES

Color a piece of paper with bright colors. Make megaphone by rolling the paper into a funnel shape and taping the edge down.

### NOISE MAKERS

Take two paper plates and staple them together (all around the outside edges) with the fronts of the plates facing each other, put some dried beans or pasta inside before you close them completely and also add in a craft stick holder (tape it heavily in place). Decorate the sides of the plates with crayons, shapes, and other materials.

### QUACKING CUPS



Material: 1 plastic yellow cup, string, small sponge.

1. Decorate cup to resemble duck.
2. Poke holes in top and thread string through, knotting on underside.
3. Tie sponge to string end.
4. Moisten string, wrap around string and pull down with short strokes to make duck "quack."

### FILM CANISTER NOISEMAKERS

old film containers  
ribbon, 12 inches in length  
2 small plastic beads  
glue  
rice

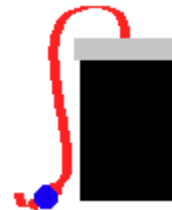
Poke a hole in the lid of the container with a nail.

Feed ribbon through the lid.

Tie a bead securely to each end of the ribbon, one bead will be inside the container once sealed.

Fill the container half full with rice.

Glue the lid on and shake away



## **CASTANETS**

Material: ribbon scissors 2 metal jar lids (2 inches in diameter) 2 5-inch pieces colored electrical tape 4 2-foot lengths of curling ribbon

1. Cut a 6-inch and a 3-inch piece of ribbon. Make a loop with the longer piece and tape it together to make a circle. It should fit around your three middle fingers.
2. Make a loop with the shorter piece of ribbon and tape together to make a circle that fits your thumb.
3. Put the two lids together with the outsides showing. Tape one loop to each lid.
4. Use a 5-inch piece of electrical tape to secure the loops and create a hinge between the two lids.
5. Place the middle of the curling ribbons over the hinge. Use the second piece of tape to cover the first, this time holding the curling ribbons in place.
6. Slip the castanets on your fingers, and start clicking away.

## **OTHER FUN STUFF**

### **TICKTOCK**

Set a loud-ticking alarm clock to ring in 3 minutes. Have kids cover their eyes as you hide the clock in the room. Ask kids to use their ears to locate the clock. If they can't find it within 3 minutes, the alarm will alert them to its location.

### **WHAT'S THAT NOISE??**

Use a tape recorder to tape several everyday sounds the child might hear. Include cars, animals, telephones, trains, etc. Play the tape and let the children guess what is making the noise.

### **LOOKING FOR SOUNDS**

1. This game is like a scavenger hunt. Talk about all the different kinds of sounds you can listen to and try to find examples of these sounds.
2. Crunchy, funny, terrible, scary, scratchy, buzzing, humming, a sound that stops or, perhaps, metal sounds.
3. The kitchen is a good place to find things that make these sounds.
4. With younger children, start with two or three sounds. Look around and when you find an object that makes the sound, take it to the table.
5. Pick up the object, make the sound and give the descriptive word.
6. Pick a few objects and take them to the table. Tell your child to pick up the object that makes a scary sound, a crunchy sound, etc.

## **SOUNDS OF NATURE**

This creative, dramatic game involves body movement. It is very effective in creating a mood.

Say the following words: Rain, rain, go away. Come again another day. Everybody wants to play. (or substitute a child's name for "everybody")

If you know the melody of this song, you can sing it too.

Sing or say the words again and do the following actions:

Make soft raindrops—snap your fingers softly

Make louder raindrops—snap louder

Make very loud raindrops—slap your hands on your thighs

Make thunder—stamp your feet

Make lightning—clap your hands sharply

Now reverse the procedure until you have come back to the soft raindrops again.

## **EARS**

Draw large ear shapes on poster board and cut out. Staple string to top and bottom of ear. Tie around child's ear to give the huge ears to listen with. VARIATION: Make animal ears.

## **PHONES**

Poke small holes in bottoms of two large paper cups. Slip each over a different end of a 6-foot string. Tie knot at ends of string in the middle of the containers. Have one child hold one of the cups to his ear while another child talks into the other cup. Be sure the children are holding the cups far enough apart to make the string tight.

## **NOISEMAKERS**

Put pebbles in empty cans and plastic tubs. Shake to make wonderful noise! Form a rhythm band.

## **USE YOUR EARS**

Use your ears, use your ears,

Listen now and hear!

Use your ears, use your ears,

What kind of sound do you hear?

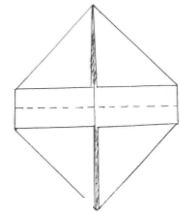
(have children close their eyes. make a sound with your body, such as a clap, a whistle, a snap of the fingers and so on. Let the children guess what sound you made.)

## PAPER NOISEMAKERS

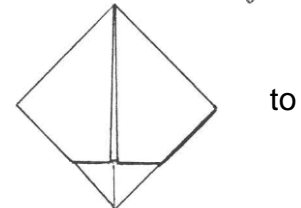

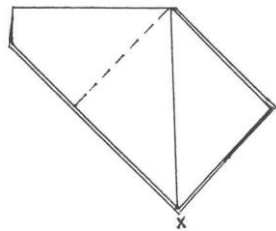
Begin with a sheet of newspaper of a large brown grocery bag. (Newspaper makes a wonderfully loud noise but will not last as long as a brown bag.)



1. Fold paper lengthwise and crease down middle. Unfold the sheet of paper once you've made this crease.
2. Fold in each corner so that they come right to the center crease you just made.
3. Fold down the tip of the Noisemaker so that the point at



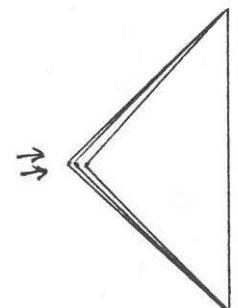
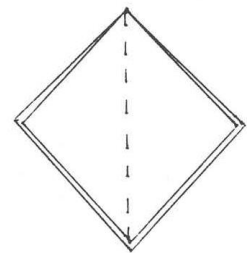
4. The pair of dotted lines in step. 3 show your next two folds. Fold over both top corners so that they come right to the center crease. Once these folds are made, your Noisemaker looks like this



5. Unfold the last two folds you just made. Your Noisemaker is now back to the step shown in step. 3. Turn the paper over. Refold the two top corners just as you did before. This time, your folds just reverse the folds you made a minute ago. Once these two folds are made, you're back at step. 4. Once again, unfold

both folds. You're back at step. 3 again.

6. Tuck one corner inside the Noisemaker so that your project looks like step. 5. Because you've folded the material in both directions, it will be easy to tuck the corner inside. Just hold onto the bottom points with one thumb and one forefinger. These points are marked with an "X" in step. 5.
7. Now push in on the upper right-hand corner with your other forefinger. The corner will turn itself inside out and vanish inside the rest of the Noisemaker. Just make sure that the corner turns completely inside out. The corner's inside fold will fit right along the crease already in place.
8. Repeat this step with the upper left-hand corner, and the Noisemaker will look like step. 6.
9. The dotted line down the center of step. 6 shows your final fold. Make that fold and the Noisemaker is ready to use, as in step. 7.
10. Firmly grasp the noisemaker between your thumb and forefinger at the points shown by the single arrow in step. 7. Make sure that the point marked by the double arrows is aimed down and away from you. Lift your hand and bring it down sharply. You'll be rewarded with a loud pop as the corners inside pop out. Tuck the corners back inside and the Noisemaker is ready to pop again.



## **SOUND BOTTLES**

Collect several opaque plastic bottles. In each pair of bottles, place a different kind of shaking material, such as rice, salt, dried beans or bells. Put glue around the rims of the bottles and screw the lids on tightly. Give the bottles to the children. Let them shake the bottles and try to find the matching pairs.

## **SOUND EFFECTS**

Check the library for sound effects CD's.

## **CHA CHA CHA**

Place 2-3 marbles into a metal can. Tape the lid down securely. Allow children to shake while you sing a familiar song. Sing words "One two cha cha cha" and have children shake cans on "cha cha cha."

## **SOUND DISCRIMINATION**

Sing or whistle a high note and a low note. Sing or whistle the same note twice.

Say some words that rhyme:

cat and rat

boy and toy

tall and ball

Beat on a pan softly and loudly.

Make different sounds with water.

Put a small amount of water in one glass. Then put a lot of water in another glass. Tap each glass with a spoon. (The glass with less water will make a higher sound.)

Use 5 glasses with different levels of water and tap them with a spoon to play easy tunes like "Jingle Bells." "Tune" each glass until it sounds right. Sing the tune.

Talk in a loud voice, a medium voice, and a whisper.

Talk about when the radio is played:

loudly (to dance)

medium (to listen)

softly (to sleep)

Find things that sound the same.

Put a little sand in two empty boxes. Put small twigs in two boxes. Put pebbles in two boxes. Let your child shake each box, and match the two boxes that make the same sound,

Name some other things which makes loud and soft sounds, high and low sounds, and far away and near sounds.

Play "I Hear Something." (Let your child cover his eyes and guess what noise you make when you stamp your foot, clap your hands, whistle, tap a spoon on a glass, ring the doorbell, and whisper a word. Take turns closing eyes and guessing sounds.)

## SONGS

### **ZIP YOUR LIPS!** (to tune of "If You're Happy And You Know It")

If you're loud and you know it, zip your lips!  
If you're loud and you know it, zip your lips!  
If you're loud and you know it,  
Then your mouth will surely show it.  
If you're loud and you know it, zip your lips!

## SNACK

### **NOISY NIBBLES**

Include things at snack time that make different noises. Try carrots, crackers, apples, and celery for noisy food. Try marshmallows, peanut butter, and bread for quiet foods. Encourage children to describe the noises using words like crunch, slurp, mushy, and any other imaginative words they can think of.

## FINGERPLAYS

### **WHAT IS THE SOUND**

What is the sound that I hear in the hall? (Cup hand to ear)  
A Cuckoo clock ticking away on the wall (Move right finger back and forth)  
Hiding inside is a wee, little bird, (Form hands into circles and look through them)  
And a moment ago, it was HE that I heard "Cuckoo!" (cup hand to ear and smile)

### **MAMA'S POPPIN' POPCORN**

Mama's poppin' popcorn! (Clap, clap on "popcorn")  
Hear that popcorn pop! (Clap on "pop")  
How I love to eat it; (rub tummy)  
Fill my bowl up to the top! (Curl both arms out, overlap hands & smile)

### **BOOM, BANG!**

Boom, bang, boom, bang! (bang gong)  
Rumpety, lumpety, bump (beat drum)  
Zoom, zam, zoom, zam (move hands back & forth)  
Clippety, clappety, clump! (Nod head from side to side)  
Rustles and bustles  
And swishes and zings! (Hug shoulders, rock in rhythm)  
What wonderful noises  
A thunderstorm brings!

## SOUND BOOKS

|                  |              |  |
|------------------|--------------|--|
| J 387.7 DOW      | Downs        | Noisy Airplane Ride                                |
| J 398.24 DOM     | Dominic      | Song Of The Hermit Thrush                          |
| J 398.24 MOR     | Moreton      | La Cucaracha Martina                               |
| J 418 DEZ        | De Zutter    | Who Says A Dog Goes Bow-Wow?                       |
| J 428 SHA        | Shaskan      | If You Were – Onomatopoeia                         |
| J 428.1 DOD      | Dodds        | Do Bunnies Talk?                                   |
| J 513.211 WAD    | Wadsworth    | One Tiger Growls                                   |
| J 534            |              | This section contains informational books on Sound |
| J 612.8 – 612.85 |              | This section has informational books on Hearing    |
| J 636.0889 ARN   | Arnold       | Noisytime For Zoo Animals                          |
| J 811 BAG        | Bagert       | Shout! Little Poems That Roar                      |
| J 811 KAT        | Katz         | Rumpus Of Rhymes                                   |
| E ALDA           | Alda         | Pig, Horse, Or Cow, Don't Wake Me Now              |
| E ALLEN          | Allen        | Little Rabbit Who Liked To Say Moo                 |
| E ARNOLD         | Arnold       | Roar Of A Snore                                    |
| E ARONER         | Aroner       | Clink Clank Clunk!                                 |
| E ASCH           | Asch         | Barnyard Lullaby                                   |
| E ASHMAN         | Ashman       | Starry Safari                                      |
| E BADDIEL        | Baddiel      | Cock-A-Doodle Quack, Quack                         |
| E BAER           | Baer         | Thump, Thump, Rat-A-Tat-Tat                        |
| E BAKER          | Baker        | Old MacDonald Had A Dragon                         |
| E BALOUCH        | Balouch      | Little Little Girl With The Big Big Voice          |
| E BARNETT        | Barnett      | Noisy Night  |
| E BARONIAN       | Baronian     | Figaro – The Cat Who Snored                        |
| E BEAUMONT       | Beaumont     | No Sleep For The Sheep                             |
| E BEE            | Bee          | And The Cars Go...                                 |
| E BEE            | Bee          | And The Train Goes....                             |
| E BEIL           | Beil         | Mooove Over!                                       |
| E BERENSTAIN     | Berenstain   | Bears In The Night                                 |
| E BERKES         | Berkes       | Swamp Music  |
| E BIDDIEL        | Biddiel      | Cock-A-Doodle Quack! Quack!                        |
| E BIJSTERBOSCH   | Bijsterbosch | Whose Hat Is That?                                 |
| E BLUEMLE        | Bluemle      | Tap Tap Boom Boom                                  |
| E BOND           | Bond         | Bravo, Maurice!                                    |
| E BRIGHT         | Bright       | Quiet!   |
| E BROWN          | Brown        | Bunny's Noisy Book                                 |
| E BROWN          | Brown        | My Barn  |
| E BRUSS          | Bruss        | Book! Book! Book!                                  |
| E BUTLER         | Butler       | Can You Growl Like A Bear?                         |
| E BURLEIGH       | Burleigh     | Clang! Clang! Beep! Beep!                          |
| E CARLE          | Carle        | Very Quiet Cricket                                 |

|                |               |                                       |
|----------------|---------------|---------------------------------------|
| E CARLE        | Carle         | 10 Little Rubber Ducks                |
| E CASELEY      | Caseley       | Noisemakers                           |
| E CATCHPOOL    | Catchpool     | Where There's A Bear, There's Trouble |
| E CHAPMAN      | Chapman       | Too Much Noise In The Library         |
| E COFFELT      | Coffelt       | Dog Who Cried Woof                    |
| E COLATOLAINEZ | Colato Lainez | Senor Pancho Had A Rancho             |
| E COSGROVE     | Cosgrove      | Sassafras                             |
| E COY          | Coy           | Vroomaloom Zoom                       |
| E CRIMI        | Crimi         | Louds Move In                         |
| E CZEKJA       | Czekja        | Oink-A-Doodle-Moo                     |
| E DALLASCONTE  | Dallas-Conte  | Cock-A-Moo-Moo                        |
| E DEGMAN       | Degman        | Cock-A-Doodle Oops!                   |
| E DICMAS       | Dicmas        | Harold Finds A Voice                  |
| E DODD         | Dodd          | Dog's Noisy Day                       |
| E EDWARDS      | Edwards       | Slop Goes The Soup                    |
| E EDWARDS      | Edwards       | What's That Noise?                    |
| E FALLON       | Fallon        | Your Baby's First Word Will Be Dada   |
| E FEIFFER      | Feiffer       | Bark, George!                         |
| E FERNANDES    | Fernandes     | Busy Little Mouse                     |
| E FLEMING      | Fleming       | Barnyard Banter                       |
| E FLEMING      | Fleming       | Cow Who Clucked                       |
| E FUGE         | Fuge          | Yip! Snap! Yap!                       |
| E GODWIN       | Godwin        | What The Baby Hears                   |
| E GOODINGS     | Goodings      | Creation Story                        |
| E GRAY         | Gray          | Small Green Snake                     |
| E GREENE       | Greene        | Barnyard Song                         |
| E GROSSMAN     | Grossman      | Banging Book                          |
| E HALL         | Hall          | What Does The Rabbit Say?             |
| E HANEL        | Hanel         | Little Elephant's Song                |
| E HARRIS       | Harris        | Wake The Dead                         |
| E HARRIS       | Harris        | When Lion Roars                       |
| E HILLENBRAND  | Hillenbrand   | Down By The Barn                      |
| E HIMMELMAN    | Himmelman     | Cow Said Meow                         |
| E HO           | Ho            | Hush                                  |
| E HOFF         | Hoff          | Barney's Horse                        |
| E HORACEK      | Horacek       | Look Out, Suzy Goose                  |
| E HUNTER       | Hunter        | Cricket Song                          |
| E HUTCHINS     | Hutchins      | Ten Red Apples                        |
| E ISADORA      | Isadora       | Listen To The City                    |
| E JANOWITZ     | Janowitz      | Hear That?                            |
| E JOHNSON      | Johnson       | Tree Frog Hears A Sound               |
| E JUDGE        | Judge         | Red Sled                              |
| E KAMEN        | Kamen         | "Paddle," Said The Swan               |
| E KELLEY       | Kelley        | Spring Goes Squish                    |
| E KENNEDY      | Kennedy       | Farmer's Away! Baa! Neigh!            |



|               |             |   |
|---------------|-------------|---|
| E KRAUS       | Kraus       | Musical Max                                   |
| E KRENSKY     | Krensky     | Noah's Bark                                   |
| E KRILANOVICH | Krilanovich | Chicken, Chicken, Duck!                       |
| E LAGUNA      | Laguna      | Too Loud Lily                                 |
| E LAVIS       | Lavis       | Cock-A-Doodle-Do                              |
| E LAWRENCE    | Lawrence    | This Little Chick                             |
| E LAWSON      | Lawson      | Midnight In The Mountains                     |
| E LEFRAK      | LeFrak      | Jake, The Philharmonic Dog                    |
| E LEWISON     | Lewison     | "Buzz," Said The Bee                          |
| E LOBEL       | Lobel       | Hello, Day!                                   |
| E LONG        | Long        | Pig Has A Plan                                |
| E LONG        | Long        | When Papa Snores                              |
| E MACARONE    | Macarone    | Oink! Moo! How Do You Do?                     |
| E MACKALL     | MackAll     | Listen To The Silent Night                    |
| E MACKEN      | Macken      | Baby Says "Moo"                               |
| E MARSALIS    | Marsalis    | Squeak, Rumble, Whomp! Whomp! Whomp!          |
| E MARTIN      | Martin      | Listen To Our World                           |
| E MARTIN      | Martin      | Listen To The Rain                            |
| E MARTIN      | Martin      | Polar Bear, Polar Bear, What Do You Hear?     |
| E MASSIE      | Massie      | Baby Beebee Bird                              |
| E MATHEIS     | Matheis     | Bedtime For Boo                               |
| E MAYNARD     | Maynard     | Quiet, Wyatt!                                 |
| E MCGEE       | McGee       | Noisy Farm                                    |
| E MCQUE       | McQue       | Quiet Bunny                                   |
| E MILGRIM     | Milgrim     | See Santa Nap                                 |
| E MILLMAN     | Millman     | Moses Goes To A Concert                       |
| E MONROE      | Monroe      | Monkey With A Tool Belt And The Noisy Problem |
| E MOST        | Most        | Z-Z-Zoink                                     |
| E MUNSCH      | Munsch      | Jonathan Cleaned Up Then He Heard A Noise     |
| E MURPHY      | Murphy      | Ahwoooooooo!                                  |
| E MURPHY      | Murphy      | Say Hello Like This                           |
| E OPPENHEIM   | Oppenheim   | "Uh-Oh," Said The Cow                         |
| E PACKARD     | Packard     | Don't Make A Sound                            |
| E PALATINI    | Palatini    | Boo-Hoo Moo                                   |
| E PARENTEAU   | Parenteau   | One Frog Sang                                 |
| E PEARSON     | Pearson     | Bob   |
| E PEDERSON    | Pederson    | Millie Wants To Play                          |
| E PERKINS     | Perkins     | Snow Music                                    |
| E PINKNEY     | Pinkney     | Max Found Two Sticks                          |
| E PIZZOLI     | Pizzoli     | Good Night Owl                                |
| E POLACCO     | Polacco     | Mommies Say Shhh!                             |
| E PORTER      | Porter      | Moose Music                                   |
| E PORTIS      | Portis      | Froodle                                       |

|             |            |   |
|-------------|------------|---|
| E PROIMOS   | Proimos    | Loudness Of Sam   |
| E RING      | Ring       | Music Of The Meadow   |
| E ROOT      | Root       | Flip, Flap, Fly   |
| E ROSEN     | Rosen      | Bear's Day Out  |
| E ROTH      | Roth       | Where's My Mommy?   |
| E ROZEN     | Rozen      | Merchant Of Noises  |
| E RUBEL     | Rubel      | Conga Crocodile   |
| E SAUER     | Sauer      | Mr. Duck Means Business   |
| E SCHAEFER  | Schaefer   | Little French Whistle   |
| E SCHMELL   | Schmell    | Buster's Echo   |
| E SCHOTTER  | Schotter   | When The Wizzy Foot Goes Walking                                      |
| E SCOTT     | Scott      | Rowdy Rooster   |
| E SEEGER    | Seeger     | Deaf Musicians  |
| E SEUSS     | Seuss      | Gerald McBoing Boing  |
| E SEUSS     | Seuss      | Mr. Brown Can Moo! Can You?   |
| E SINGER    | Singer     | Quiet Night   |
| E SLOAT     | Sloat      | Thing That Bothered Farmer Brown                                      |
| E SMALLMAN  | Smallman   | Hiccupotamus  |
| E SMITH     | Smith      | Holler Loudly   |
| E SMITH     | Smith      | There Was An Old Woman Who Lived In A<br>Boot                         |
| E SPENCE    | Spence     | Clickety Clack  |
| E SPIRES    | Spires     | Big Meow  |
| E STEVENS   | Stevens    | Waking Up Wendell   |
| E STEVENSON | Stevenson  | Pattaconk Brook   |
| E SUTTON    | Sutton     | Construction  |
| E TAFURI    | Tafari     | All Kinds Of Kisses   |
| E TIMMERS   | Timmers    | Who Is Driving  |
| E TURNER    | Turner     | Over On The Farm  |
| E TWOHY     | Twohy      | Wake Up, Rupert   |
| E TYGER     | Tyger      | Newton  |
| E UNDERWOOD | Underwood  | Loud Book   |
| E VANBIESEN | Van Biesen | Roger Is Reading A Book   |
| E VIRJAN    | Virjan     | What This Story Needs Is A Band and A<br>Clang                        |
| E WABER     | Waber      | Mouse That Snored   |
| E WADDELL   | Waddell    | Let's Go Home, Little Bear  |
| E WADDELL   | Waddell    | Squeak-A-Lot  |
| E WALTON    | Walton     | Herd Of Cows! Flock Of Sheep! : Quiet! I'm<br>Tired! I Need My Sleep! |
| E WEILL     | Weill      | Animal Talk   |
| E WEINSTEIN | Weinstein  | Everywhere The Cow Says, "Moo!"                                       |
| E WELLS     | Wells      | Night Sounds, Morning Colors  |
| E WELLS     | Wells      | Noisy Nora  |
| E WEST      | West       | Do You Have My Purr?  |

|             |           |                                       |
|-------------|-----------|---------------------------------------|
| E WHYBROW   | Whybrow   | Noisy Way To Bed                      |
| E WILLEMS   | Willems   | Listen To My Trumpet                  |
| E WILLEMS   | Willems   | What's Your Sound Hound The Hound?    |
| E WILSON    | Wilson    | Duddle Puck The Puddle Duck           |
| E WILSON    | Wilson    | Music In The Night                    |
| E WILSON    | Wilson    | Who Goes There?                       |
| E WISSINGER | Wissinger | This Old Band                         |
| E ZOLOTOW   | Zolotow   | Quiet Mother And The Noisy Little Boy |

#### DVDS

|                 |  |
|-----------------|--|
| J 530 PHY v. 10 | Physical Science For Children – Sound                  |
| J 534 SOU       | Sound  |
| J 534 STA       | Start Smart – Science I Need To Know – Sound And Light |
| J 621.3893 SOU  | Way Things Work – Sound                                |
| J 784.19 MUS    | Way Things Work – Musical Instruments                  |
| J 791.43 BAB    | Baby Einstein. Baby's First Sounds                     |
| J 791.43 CAR    | Cartoon Adventures Starring Gerald McBoing Boing       |

This list was updated on October 26, 2017