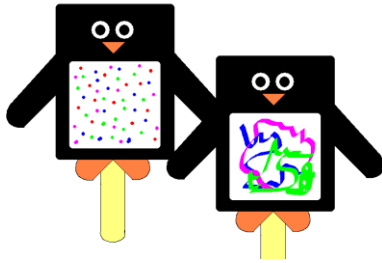


PENGUINS

ART

PENGUIN PARADE



6" x 9" rectangle and a 3" x 12" strip black paper
5" square white paper
2" x 9" strip orange paper.

Round corners. Cut black and orange strip in $\frac{1}{2}$. Color white paper to decorate or spread glue over paper and decorate with hole-punched dots, yarn, tissue, etc. Assemble penguin. Add 2 hole reinforcements for eyes and paper triangle for beak. Glue onto jumbo craft stick and have a penguin parade.

FROSTY PENGUIN

Paint child's middle 3 fingers and palm to just above the thumb with white paint. Paint thumb and pinkie finger and remainder of palm with black paint. Press hand onto paper with pinkie and thumb extended and 3 middle fingers together. This forms penguin body. Add hole reinforcements for eyes and triangles for feet and beak.



SONGS

HAVE YOU EVER SEEN A PENGUIN (to the tune of "Have You Ever Seen a Lassie?")

Have you ever seen a penguin, a penguin, a penguin?
Have you ever seen a penguin swim this way and that?
Swim this way and that way and this way and that?
Have you ever seen a penguin swim this way and that?

Repeat, substitute "swim" with:

"slide" (make sliding motions with feet)

"waddle" (take tiny steps and swing body from side to side)

"dress" (bow and curtsy)

HOW MUCH IS THAT PENGUIN (to tune of "How Much is That Doggie in the Window")

How much is that penguin in the window
The one in the black and white suit
How much is that penguin in the window
I do think that penguin is cute.

I KNOW A LITTLE PENGUIN (to the tune of "I'm a Little Teapot")

I know a little penguin
Who sat on some blocks,
He swam in the ocean
And he climbed on some rocks!
He snapped at a seagull,
He snapped at a seal,
He snapped at a fish,
Oh, what a meal!

MR. PENGUIN (to tune of "On Top of Old Smokey")

On top of an iceberg, all covered with snow
I saw my first penguin. I wanted to know.
Oh is it a bird? Or is it a fish?
I look at his feathers, and knew which was which.
I said, "Mr. Penguin, which species are you?"
He said, "I'm emperor. and not a gentoo."
I said, "Mr. Penguin, what's under your patch?"
He said, "It's an egg, it's ready to hatch,"
I said, "Mr. Penguin, oh where is your wife?"
"She's out in the ocean, she'll be back tonight."
Said Mr. Penguin, "Her name is Jill.
She's out in the ocean, feeding on krill."
The next thing I knew, I heard a peep.
And I saw a chick, at the emperor's feet.

I'M A LITTLE PENGUIN (to the tune of "I'm A Little Teapot")

I'm a little penguin round and fat
Here is my beak, here is my hat.
Winter days are coming, hear me shout,
"Please don't toss My mittens out!"
I'm a little penguin black and white.
Short and wobbly, an adorable sight.
I can't fly at all, but I love to swim.
So I'll waddle to the water and dive right in.
I'm a little penguin On the ice.
I think cold is very nice.
I can hop around first once, then twice.
I think ice is very nice.

PENGUIN SONG (to tune of "My Bonnie Lies Over The Ocean")

The penguin slides over the ice bank,
The penguin jumps into the sea.
Look at his black and white feathers,
That penguin's as cute as can be!

GAMES

SNOWBALL TOSS

Use a large styrofoam ball to play keep-away. One person is the penguin, the others are his polar bear pals. Toss the ball over the penguin's head to your polar bear partner. The penguin tries to catch the ball.

SARDINES

Choose one person to be sardine. All others are penguins. Penguins hide eyes while sardine hides. When sardine is hidden, all penguins try to find him. Instead of capturing him, when they find him, they also turn into sardines and squeeze into his hiding place. Game ends when all penguins turn into sardines.

PENGUINS ON ICE

Divide players into pairs who face each other with hands clasped. They are the ice floes. Assign another child to each pair to be the penguin. Have them stand inside circled arms. One player without a hole is IT. IT shouts, "Go Fish!" All the penguins must leave their holes and find another one. IT also tries to find a hole. The only one without a hole becomes the new IT. After a set amount of time, have penguins change places with ice floes.

PENGUIN RACE

Have kids race while holding a ball between their knees. They will have to waddle like a penguin.

PENGUIN CATCH

Mark off two boundary lines in the play area. The area between is the ocean. The kids are penguins who swim between the lines. Choose one child to be a killer whale. The whale stands between the boundary lines and tries to tag the penguins as they pass from one side to the other. Any penguin tagged is either out of game or becomes a whale. Last penguin tagged is winner.

POLAR BEAR, POLAR BEAR, PENGUIN

Play like Duck, Duck, Goose. When “penguin” is picket, kids must waddle around the circle rather than run.

OTHER FUN STUFF

PENGUIN WALK

Point toes outward, put hands to side pointed outward, and waddle, waddle, waddle! Have a penguin parade or a penguin race. To make it more challenging, place a plastic egg or beanbag on their feet to mimic the male penguin protecting the egg.

PENGUIN SHUFFLE

(follow the words and do a dance)

Penguins shuffle shuffle to the left, left, left
Penguins shuffle shuffle shuffle to the right, right, right
Give a little wiggle
Give a little hop
Waddle round the iceberg
Never want to stop!

SNACKS

PENGUIN TREATS

Bake a batch of fish sticks!


ICY GRAPES

Wash and remove stems from green & red seedless grapes. Place grapes on baking sheet and freeze for ½ hour (For younger children, cut the grapes in ½.)

PENGUIN COOKIES

Material: 1 Oreo Sandwich cookie
1 Hershey's Kiss candy

1. Split the Oreo into two cookies
2. Move most of the icing onto one cookie
3. Break the other cookie into halves
4. Open a kiss and put it on the cookie with icing to make a head
5. Put both of the half cookies on the cookie with icing to make wings



CREAM CHEESE PENGUINS



18 jumbo pitted ripe olives, (from 5 3/4-ounce can)
1 package (8 ounces) cream cheese
1 carrot, at least 6 inches long and 1 inch in diameter
18 frill toothpicks

Cut a slit from top to bottom on each jumbo olive on one side only. Insert about 1 teaspoon cream cheese into olive to fill cavity. Cut carrot into 1/4-inch slices; cut small notch out of each carrot slice to form feet. Press cutout notch piece into center of small olive to form beak (if necessary, pierce olive with small paring knife or toothpick to make a hole). Using a frill toothpick, stack, body (jumbo olive) and feet (carrot slice), adjusting so that beak, cream cheese breast and notch in carrot slice line up. Add slivers of olive for eyes.

EGG AND OLIVE PENGUINS



Each little fellow is fashioned from a big hard-cooked egg, a couple of "giant" ripe olives and a few pieces of carrot.

Cut thin slice from large end of each peeled egg, stand up. For penguin's head, peg olive to egg with toothpick. Use 1/4 of a ripe olive (cut lengthwise) for each wing, a lengthwise sliver for the "necktie"; toothpick in place.

For feet, cut a lengthwise slice of carrot--a little less than 1/8 inch thick; cut the slice crosswise in 3/4- inch lengths. Taper sides of each piece of carrot and notch wide end to make webbed foot; tuck a pair part way under each egg. Whittle a beak from carrot and push into "head."

ICY POPS

1 12-oz can frozen cran-raspberry juice concentrate
2 cups water

Combine in pitcher
pour into 8 small paper cups
cover cups with foil
poke craft stick into foil (it will hold them upright)
freeze until firm
remove cups and eat

FINGERPLAYS

SIX LITTLE PENGUINS

(Hold up fingers to match numbers)

Six little penguins off an iceberg did dive,
One bumped his head and then there were five
Five little penguins swam the ocean floor,
One saw a whale, then there were four.
Four little penguins twirled around, wheee!
One spun off, then there were three.
Three little penguins with nothing to do,
One went fishing, then there were two.
Two little penguins having lots of fun,
One slid away, then there was one.
One little penguin, when day was done,
Went home to sleep then there were none.

PENGUIN

A penguin, when he goes somewhere (waddle)
Will walk or swim; here's why (waddle, then "swim")
Although he has two bird-like wings, (hold up 2 fingers)
He simply cannot fly! (flap arms)

2 LITTE PENGUINS

2 little penguins (hold up 2 fingers)
Dressed in black (pretend to show off clothes)
Waddle, waddle forward ("waddle" forward)
Waddle, waddle back. ("waddle" back)
They stand on the ice & look so neat (hands to sides, fingers out)
As they waddle, waddle, waddle on their little webbed feet. (waddle around)

5 ROYAL PENGUINS

(hold up fingers, as required)

1 royal penguin, feeling very blue, called for his brother then there were 2.
2 royal penguins swimming in the sea, called for their sister, then there were 3.
3 royal penguins waddle on the shore, call for their mother, then there were 4.
4 royal penguins learning how to dive, call for their father, then there were 5.

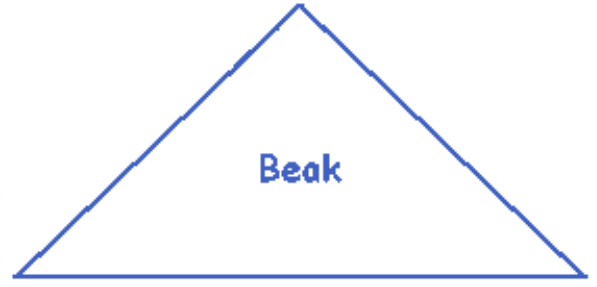

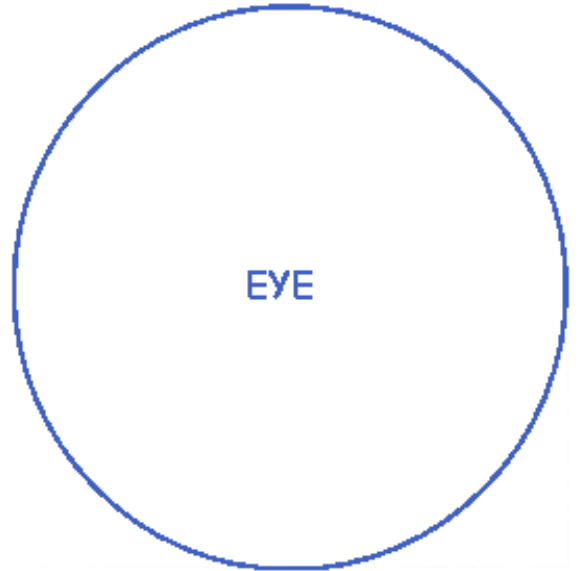
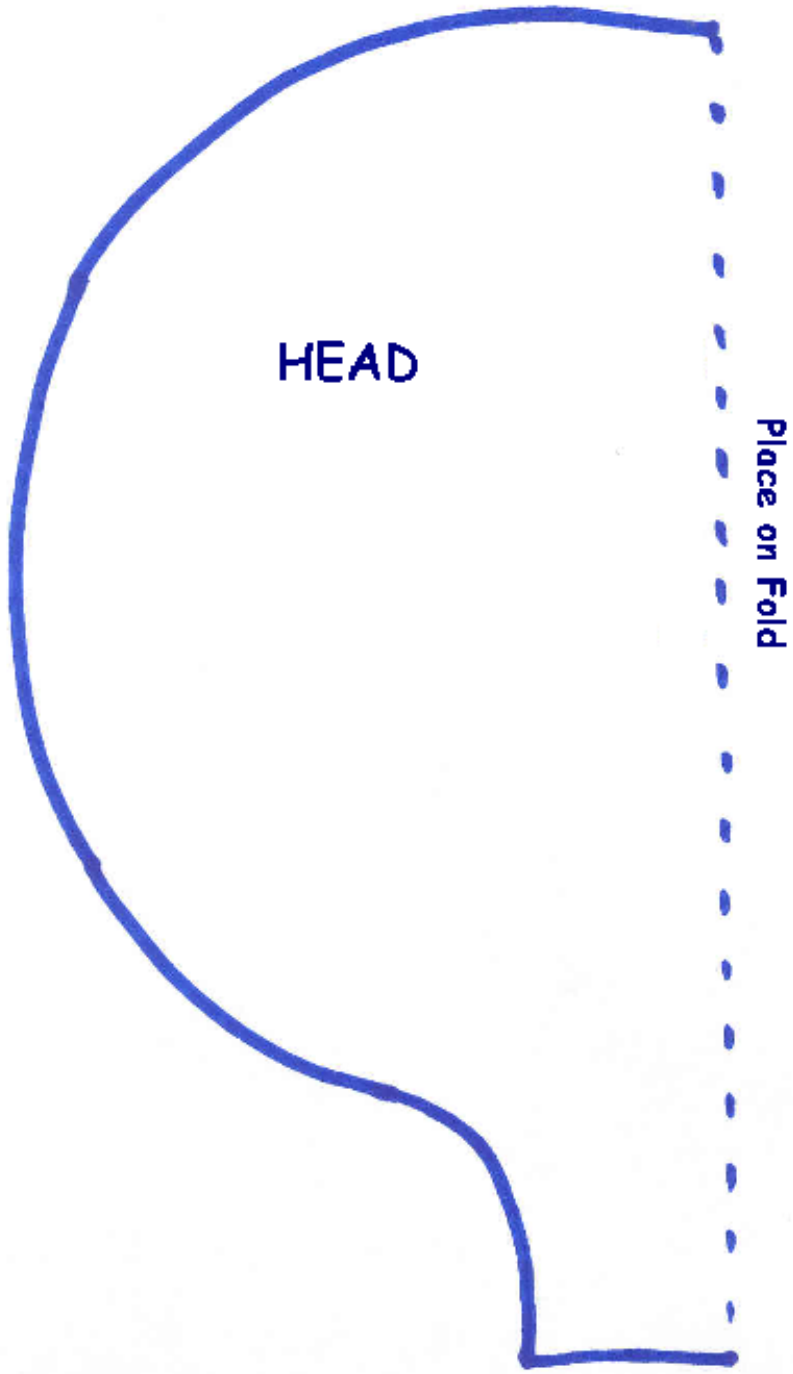
PETER PENGUIN

Peter Penguin, marching by,
Toes turned out and head held high (Stand tall with legs together and toes pointing out)
A long black coat (Sketch coat down back)
And a clean white vest (Pretend to hold edges of vest in hands)
Peter Penguin, you're the best! (Waddle like a penguin)

PAPER BAG PENGUIN

Stuff a paper bag with crumpled newspaper & staple. Draw around child's hand 4 times on black paper & cut out. Glue 1 hand to each side of bag for wings & 2 hands to bottom of bag for feet. Cut head from black paper. Cut beak from orange paper. Cut the large eyes from yellow or white paper. Cut the pupils from black paper. Glue all head pieces to a paper plate. Glue the paper plate to the bag.





MATERIALS: Construction Paper, scissors, glue, hole punch, black crayon
Cut following black: 2" x 12", 1 1/2" x 6", 1" x 5", 2" x 3"
Cut following white 1 1/2" x 6", 1" x 5" Cut orange 3" x 3"

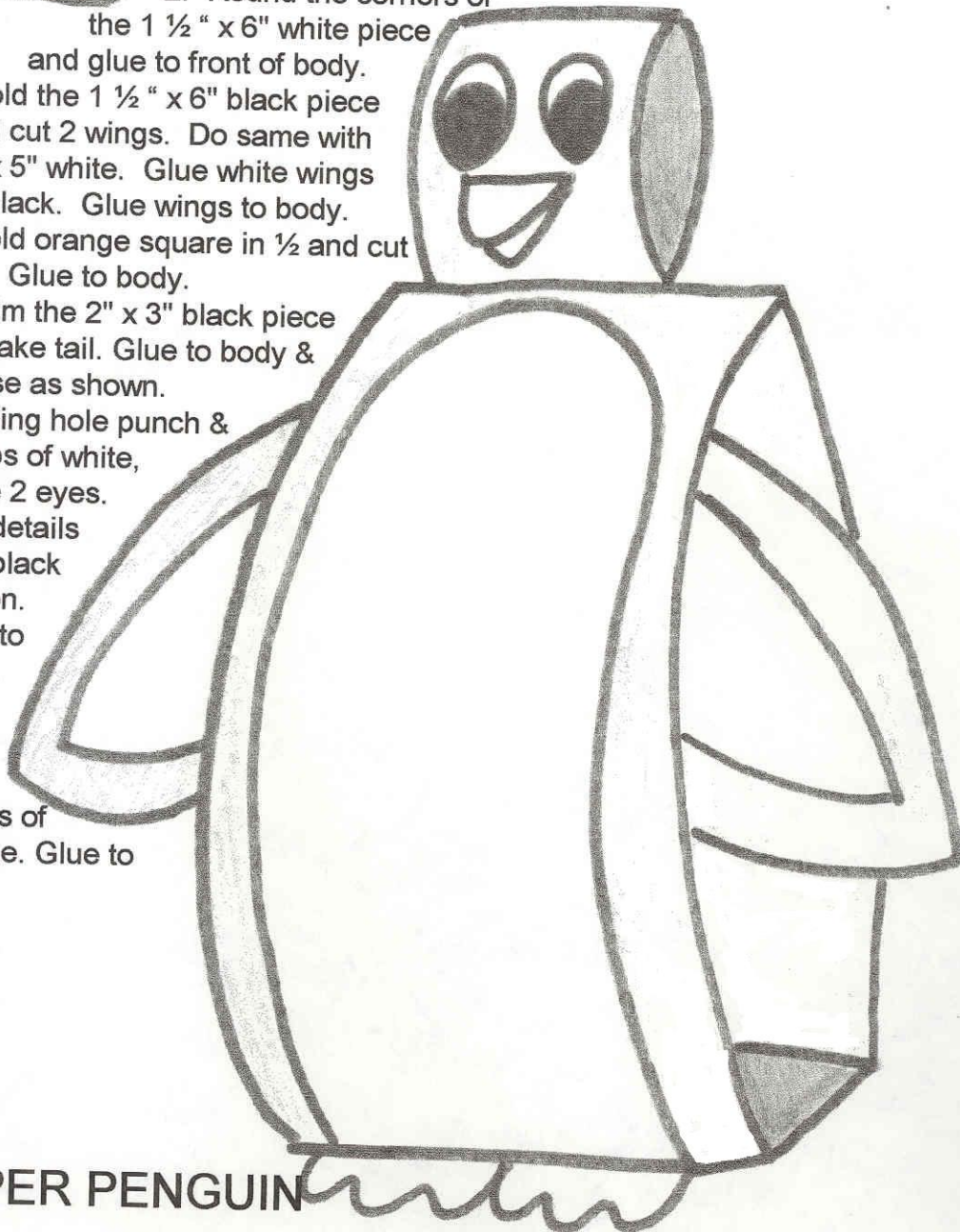


DIRECTIONS:


1. Roll the 2" x 12" & the 1" x 5" black pieces into cylinders & glue. Glue cylinders together to make head & body. Crease lower part as shown.



2. Round the corners of the 1 1/2" x 6" white piece and glue to front of body.
3. Fold the 1 1/2" x 6" black piece and cut 2 wings. Do same with 1" x 5" white. Glue white wings to black. Glue wings to body.
4. Fold orange square in 1/2 and cut feet. Glue to body.
5. Trim the 2" x 3" black piece to make tail. Glue to body & crease as shown.
6. Using hole punch & scraps of white, make 2 eyes. Add details with black crayon. Glue to head.
7. Cut beak from scraps of orange. Glue to head.



PAPER PENGUIN



SODA BOTTLE PENGUIN

Spray a 1- or 2 quart bottle with white primer.

Cut 2 feet, beak and 2 wings from craft foam.

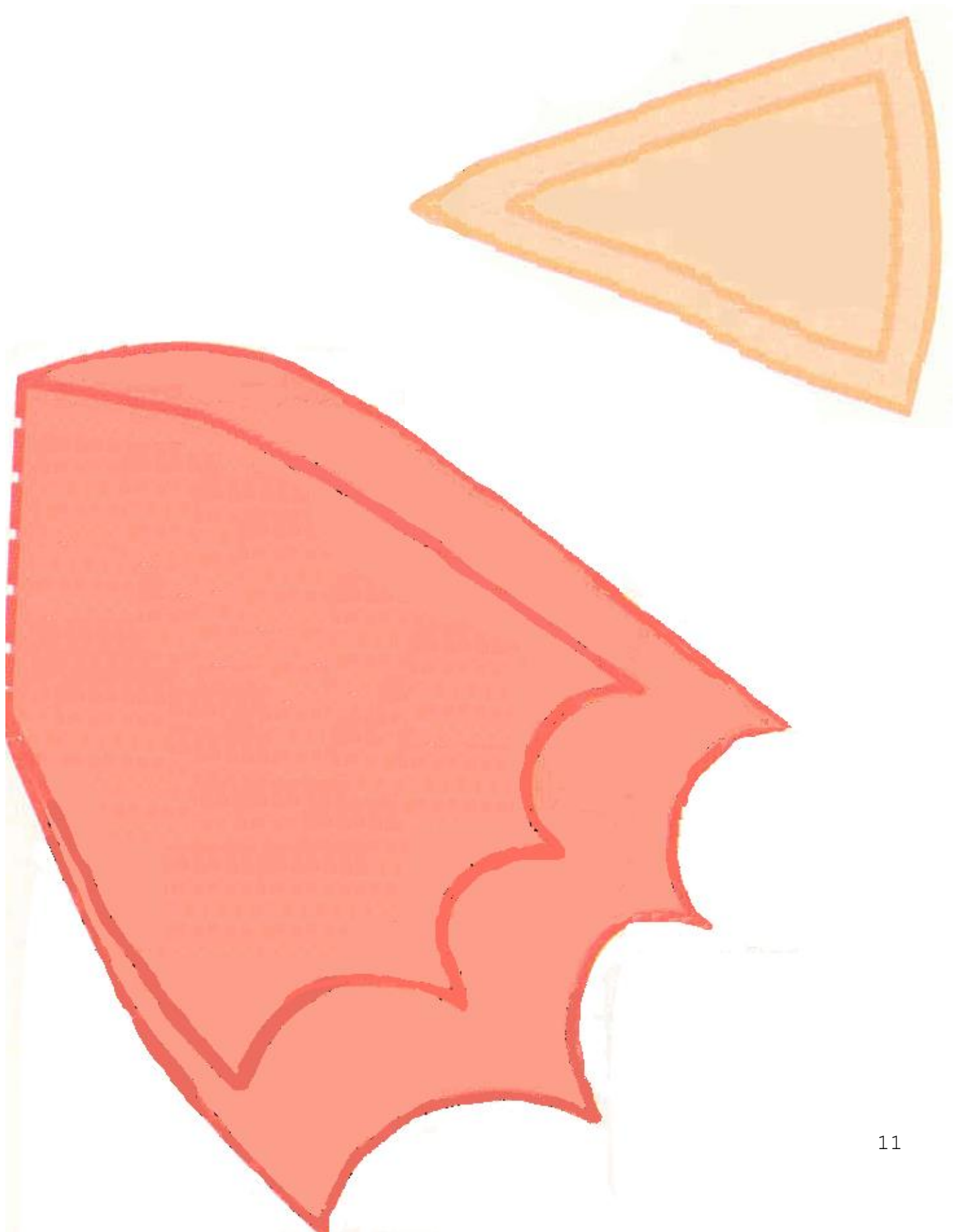
Glue features to bottle with low temp glue gun

Make black dot eyes with a paint marker and pink cheeks with pink acrylic paint.

For hat, cut fringe in the toe of a baby sock and tie with yarn

Slip over neck of bottle.



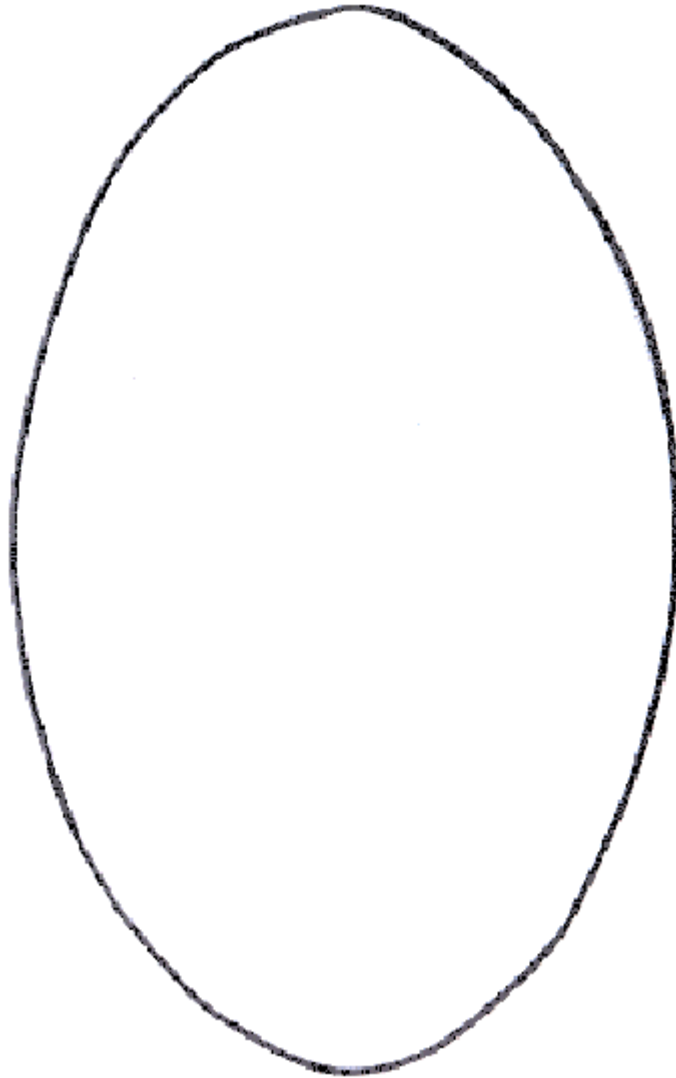



PETE THE PENGUIN

Black construction paper for body
Orange construction paper for feet and beak
White construction paper for tummy
White reinforcements for eyes
Glue
Scissors
Pencil



1. Copy the patterns and cut out the pieces.
2. Using the appropriate color paper, trace around the patterns and cut out.
3. Assemble the pieces as shown in the picture and glue them together.





PENGUIN BOOKS

| | | |
|-----------------|------------|---|
| J 513 CHE | Chester | Splash! A Penguin Counting Book |
| J 598 FOW | Fowler | It Could Still be a Bird |
| J 598.4 -598.47 | | Entire section on Penguins |
| J 811 SIE | Sierra | Antarctic Antics (South Branch) |
| E ALBOROUGH | Alborough | Cuddly Dudley |
| E ANDERSON | Anderson | Romeo and Lou Blast Off |
| E APPERLEY | Apperley | Flip and Flop |
| E ASHDOWN | Ashdown | Bob And Flo |
| E BARNER | Barner | Penguins, Penguins, Everywhere! |
| E BATEMAN | Bateman | Gus, The Pilgrim Turkey |
| E BENTLEY | Bentley | Little Penguin Gets The Hiccups |
| E BERENSTAIN | Berenstain | Nothing Ever Happens At The South Pole |
| E BIDDULPH | Biddulph | Blown Away |
| E BOGAN | Bogan | Virgil & Owen (series) |
| E BOLDT | Boldt | Melvin The Luckiest Monkey In The World |
| E BROOKS | Brooks | Polar Opposites |
| E BUZZEO | Buzzeo | One Cool Friend |
| E CHESTER | Chester | Splash! A Penguin Counting Book |
| E CLAYTON | Clayton | Lily The Unicorn |
| E CORDEROY | Corderoy | Magical Snow Garden |
| E CUYLER | Cuyler | Please Say Please! Penguin's Guide to Manners |
| E DAVID | David | Pickle & Penguin |
| E DODD | Dodd | I Am Small |
| E DUNBAR | Dunbar | Penguin |
| E DYER | Dyer | Tina and the Penguin |
| E GERAGHTY | Geraghty | Solo |
| E GLIORI | Gliori | Penguin Post |
| E GORBACHEV | Gorbachev | Turtle's Penguin Day |
| E GUION | Guion | Baby Penguins Everywhere! |
| E GUION | Guion | Baby Penguins Love Their Mama! |
| E HAMSA | Hamsa | Your Pet Penguin |
| E HANCOCKS | Hancocks | Penguin In Peril |
| E HARPER | Harper | Emperor's Cool Clothes |
| E HORACEK | Horacek | Blue Penguin |
| E ICHIKAWA | Ichikawa | I am Pangoo the Penguin |
| E IDLE | Idle | Flora And The Penguin |
| E JADOUL | Jadoul | All By Myself |
| E JEFFERS | Jeffers | Lost and Found |
| E JEFFERS | Jeffers | Up and Down |

| | | |
|-------------|-----------|---------------------------------------|
| E JENKINS | Jenkins | Emperor's Egg |
| E JOHN | John | Penguin Problems |
| E KELLOGG | Kellogg | Penguin Pup for Pinkerton |
| E KIMMEL | Kimmel | My Penguin Osbert |
| E KIMMEL | Kimmel | My Penguin Osbert in Love |
| E LATIMER | Latimer | Penguin's Hidden Talent |
| E LESTER | Lester | Tacky the Penguin (series) |
| E MAYNOR | Maynor | Ella And Penguin – A Perfect Match |
| E MCDONALD | McDonald | Penguin and Little Blue |
| E MCMILLAN | McMillan | Puffins Climb, Penguins Rhyme |
| E MESSER | Messer | Grumpy Pants |
| E MINOR | Minor | If You Were a Penguin |
| E MITTON | Mitton | Playful Little Penguins |
| E MOON | Moon | Penguins in the Fridge |
| E MURPHY | Murphy | Less Than Zero |
| E MURPHY | Murphy | Some Things Change |
| E NIXON | Nixon | Gus and Gertie and the Lucky Charms |
| E OXLEY | Oxley | Peg + Cat – The Penguin Problem |
| E PACKARD | Packard | Christmas Penguin |
| E PERLMAN | Perlman | Emperor Penguin's New Clothes |
| E PERLMAN | Perlman | Penguin and the Pea |
| E PFISTER | Pfister | Penguin Pete (series) |
| E PHONICS | Orshiski | Talent Night |
| E PICHON | Pichon | Penguins |
| E PORTIS | Portis | Penguin Story |
| E PROIMOS | Proimos | Waddle! Waddle! |
| E RADCLIFFE | Radcliffe | Nanu, Penguin Chick |
| E RASH | Rash | Archie The Daredevil Penguin |
| E REY | Rey | Whiteblack the Penguin Sees the World |
| E RICKARDS | Rickards | Pink |
| E RODRIQUEZ | Rodriquez | Sergio Makes a Splash! |
| E RYAN | Ryan | Tony Baloney (series) |
| E RYLANT | Rylant | Little Penguins |
| E SCHAFER | Schafer | Penguins A-B-C |
| E SCHAFER | Schafer | Penguins 1-2-3 |
| E SIEBOLD | Siebold | Penguin Dreams (South Branch) |
| E SPAGNOL | Spagnol | Little Benguin |
| E STEWART | Stewart | Wings |
| E STORMS | Storms | Pirate and the Penguin |
| E TRIPP | Tripp | Penguin's Paint |
| E WALSH | Walsh | Biggest Kiss |
| E WEEKS | Weeks | Without You |
| E WILSON | Wilson | Little Pip (series) |
| E WOOD | Wood | Little Penguin |
| E WOOD | Wood | Little Penguin's Tale |

E YOON

Yoon

Penguin (series)

DVD's

| | |
|--------------|---|
| J 598.47 LOT | Lots & Lots Of Penguins In The Wild |
| J 791.43 ADV | Adventures of Scooter The Penguin |
| J 791.43 BES | Best Of The Best – Especially For Kids (Cinderella Penguin) |
| J 791.43 ELM | Elmo's World – Penguins And Friends |
| J 791.43 LIT | Little Einsteins – Mission Celebration |
| J 791.43 CAT | Cat In The Hat Knows A Lot About That – Told From the Cold (Flight Of The Penguin) |
| J 791.43 JUN | Jungle Bunch – The Movie |
| J 791.43 LIT | Little Penguin – Pororo's Racing Adventures |
| J 791.43 OCT | Here Come The Octonauts (Adelie Penguins) |
| J 791.43 PEN | Penguins Of Madagascar (series) |
| J 791.43 PIN | Pingu's South Pole Adventures |

This list was updated on October 26, 2017