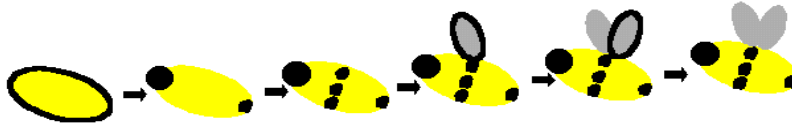


INSECTS

ART

THUMBPRINT INSECTS

Use washable ink pad and make lots of thumbprints on paper. Transform the thumbprint into insects by adding antenna and legs.



DRAGONFLY MAGNETS

MATERIAL:

craft stick

Blue and green paint

Clear packing tape


Black thread

Iridescent glitter

Wiggly eyes

Glue

Magnet



1. Paint the top inch and a half of the stick green for the dragonfly's head.
2. Paint the remaining portion of the stick blue, for the dragonfly's tail.
3. Cut many pieces of black thread, each approximately three inches long.
4. Cut a piece of packing tape, approximately six inches long.
5. Lay the tape, sticky side up and place the painted craft stick, top down, in the center of the tape. There should be equal lengths of tape at each side of the Popsicle stick.
6. Stick the pieces of thread to the tape. These will look like the veins in the dragonfly's wings.
7. Cut another piece of packing tape, also six inches in length.
8. Sprinkle this piece of tape with glitter and lay it, sticky side down, on top of the first piece of tape.
9. Trim the tape into two wings on each side of the craft stick.
10. Glue on the wiggly eyes.
11. Glue the magnet to the back of the dragonfly.

GARDEN T-SHIRT

Prepare shirt according to instructions on fabric paint. Make tulip shapes by dipping child's hand in paint and pressing it with fingers together onto shirt. Add Butterflies made with hand pressed, fingers together, to form wings. Make bees by pressing thumbs & fingers into paint & pressing onto shirt. Add stems & grass with markers.

PAPER PLATE LADYBUG

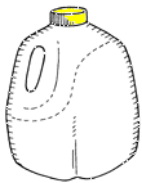
Use small plate and 2 large plates. Cut 1 large plate in 1/2. Glue small plate to whole plate for head and add 1/2 plates for wings. Add antenna using pipe cleaners and pom poms. Color with polka-dots.



LADYBUGS

Use black construction paper and punch lots of little dots. Make a Ladybug pattern for each child on red paper. Let the children glue dots onto the pattern.

INSECT MASK




Plastic milk jugs, one per child, Scissors, Paper birthday blowers, Tempera paint, Construction paper scraps, Materials such as pipe cleaners, straws, pompoms, feathers, stickers, yarn, button, sequins, and bits of fabric, Glue

1. Ahead of time, cut away the back half of the milk jug, leaving the base intact. The jug's base is the top of the mask and will sit on the child's head; the front of the jug is the insect face.
2. Cut two openings for the eyes and a hole for the mouth and birthday blower, or insect tongue.
3. Encourage the children to decorate their masks with the paint and craft materials.



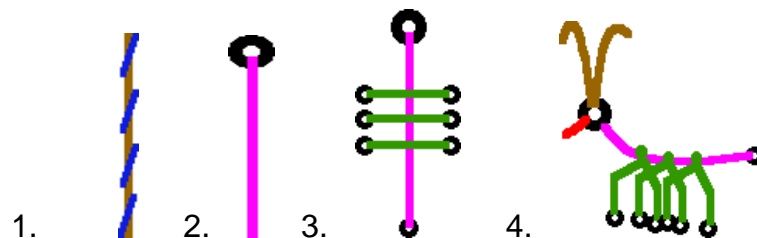
While the children are working, invite them to imagine how their insect moves, what kind of sound it makes, what its habitat is like, who its enemies are, and what food it needs to live.

Invite the children to put on their finished masks and behave like insects.



MAGNET BUGS

Materials: Pipe cleaners
Various sizes of donut shaped magnets



1. Twist 2 pipe cleaners together to make a sturdy double one.
2. Wrap one end of pipe cleaner around donut magnet
3. Twist 3 pipe cleaners around center pipe cleaner and attach magnet to all ends.
4. Attach short pieces of pipe cleaners to head for antenna & nose. Bend legs down.

LOTS OF DOTS

Cut an oval-shaped piece of red construction paper and fold in half lengthwise. Set out round sponges and black paint. Have kids print dots on one side of the fold and, while paint is still wet, fold other half over and press. When they open the fold, they will have two sets of dots – just like on a ladybug’s back.

SONGS

Can be done as flannel board. Add spots 1 at a time

BUG SONG (to tune of “The Wheels on the Bus”)

The firefly at night goes blink, blink, blink
Blink, blink, blink. blink blink blink
The firefly at night goes blink blink blink
All around the town

The bees in the flowers go buzz buzz buzz....
The ants in the grass go march march march...
The crickets in the leaves go chirp chirp chirp...
The caterpillar in the field goes creep creep creep

BUGS, BUGS, BUGS (to tune of “Frere Jacques”)

Big bugs, small bugs, big bugs, small bugs,
See them crawl on the wall?
Creepy, creepy, crawling, never, never falling.
Bug, bugs, bugs, bugs, bugs, bugs.

Fat bugs, thin bugs, fat bugs, thin bugs,
See them crawl, on the wall?
Creepy, creepy, crawling, never, never falling.
Bugs, bugs, bugs, bugs, bugs, bugs.

MY LADYBUG (to tune of “Twinkle, Twinkle, Little Star”)

My ladybug, how I love you.
You’re round and red and tiny, too.
Little black spots on your shell.
You crawl and fly so very well.
Oh, oh, oh, look at you go!
Flying high and crawling low.

LADYBUG (To tune of "Muffin Man")

Ladybug has 1 black spot,
1 black spot, 1 black spot;
Ladybug has 1 black spot,
Pretty ladybug!

LADYBUGS FLY (to tune of "Three Blind Mice")

Fly, fly, fly
Ladybugs fly
Fly over here
Fly over there
They fly up high and they fly down low.
Around and around and around they go.
They fly fast, and they fly slow.
Oh, ladybugs fly .

FLY IS ON MY TOE (to tune of "The Farmer in the Dell")

A fly is on my toe,
A fly is on my toe,
Hi-ho, just watch me blow.
A fly is on my toe

Other verses: A fly is on my nose ,my head, my ear, my elbow, my knee, etc..

GREAT GRASSHOPPER (to tune of "Jingle Bells")

Grasshopper, grasshopper
They don't have a care
Their strong legs push of the ground
And lift them in the air!

Grasshopper, grasshopper!
They can jump so high.
I love to watch them as they go
Leaping toward the sky.

LADYBUG (to tune of "This Old Man")

Ladybug, show your spots.
You have red winds and black dots.
We will count those seven dots
On your shiny shell.
Lady, your spots are swell!

GAMES

BUGGY WUGGY

Do the Hokey Pokey dance with the children but substitute the parts of an insect or spider for the human parts. For example: "Put your feelers or antennae in, Put your wings in, Put your stingers in, your backbones, your legs, etc

QUEEN BEE GAME

Children sit in a circle on the floor. The Queen Bee walks around the circle, tapping children on the head and saying, "Buzz, buzz, buzz", with each tap. Each child tapped gets out of the circle and follows the Queen around. When the Queen calls, "Go make honey" those tapped and the Queen bee run off to an empty spot. The last one to the spot is the new Queen Bee.

LADYBUG, LADYBUG, FLY AROUND

Cut out a set of 4 colored paper leaves in red, green, yellow, and blue for each child. As you recite the following rhyme, have the kids perform the actions and "land on" the appropriate colored leaf.

Ladybug, ladybug, fly around.
Ladybug, ladybug, touch the ground
Ladybug, ladybug, scratch your head.
Ladybug, ladybug, land on red.

Ladybug, ladybug, fly around.
Ladybug, ladybug, touch the ground
Ladybug, ladybug, wave your wings.
Ladybug, ladybug, land on green.

Ladybug, ladybug, fly around.
Ladybug, ladybug, touch the ground
Ladybug, ladybug, wiggle like Jell-o
Ladybug, ladybug, land on yellow.

Ladybug, ladybug, fly around.
Ladybug, ladybug, touch the ground
Ladybug, ladybug, touch your shoe.
Ladybug, ladybug, land on blue.

OTHER FUN STUFF

ANTENNA

Use a headband with pipe cleaners attached to make a pair of antenna.

FIREFLY FLASHLIGHT



Material: 3"flashlight, glue gun, wiggle eyes, yellow fun foam, 6-8 pony beads, cord

1. Remove key ring from flashlight and replace with cord.
2. String several pony beads on the cord and knot.
3. Cut tear-drop shapes from foam and glue on as wings.
4. Glue on wiggle eyes.
5. Make mouth with marker.

LADYBUG RACES

Paint several walnut shell halves with red and black paint. When dry, set them on a small tray. Hide a marble under each shell. Tilt tray and watch the ladybugs crawl.



SWATTING FLIES

Attach the hook side of several Velcro strips to a new, clean flyswatter. Spread a supply of small brown and black pom-poms on the floor. Let children "swat" the pom-pom flies. Have them count the flies they swat.

BUG EYES

Materials: Egg cartons, pipe cleaners, markers and/or paint, scissors.

1. Cut the bottom of the egg carton so there are 2 cups to each section.
2. Cut the bottoms out of each section for eye holes.
3. Let kids paint them or use markers to decorate them. Child can glue feathers and sequins on them, too.
4. Use pipe cleaners for antennas. Punch holes on the sides and attach pipe cleaners, form pipe cleaners to fit around ears.

ANT FARM

Look into getting the class an ant farm.

BEE KAZOO

Materials: Wax paper, Rubber band, Hole punch, Cardboard toilet paper tube

1. Cut wax paper into 3 1/2 inch circles (one for each Kazoo)
2. Using hole punch, make hole near top of tube.
3. Wrap wax paper circle over end of tube (on end with hole)
4. Wrap rubber band tightly over wax paper.
5. To use kazoo, put mouth to open end and hum.

FEELY BUGS

Cut a large bug shape out of construction paper or poster board. Have children glue various materials on the bug. Try sandpaper, corduroy, velvet, yarn, cotton balls, and felt.

BEE DRAWING

Play music "The Flight of the bumblebee" Give each child a marker and have them pretend it is a bee. Let them draw the bee's flight path on paper as music plays.


BEE LINE

1. Have children line up in single file
2. Give each a kazoo and tell them they are all bees.
3. Leader takes bees on a journey humming along the way.
4. Bees follow leader and buzz the same tune.

BUG CATCHING

Cut two sides from a small milk carton. Cover the carton with an old nylon hose. This can be used as a bug viewer. Be sure to practice the Catch and Release method. Encourage children to let the insects go free at the end of the day.

CLICK BEETLES



Material: baby jar lid (with safety button), paper, scissors, glue

1. Cut 2 ovals from thick paper.
2. Glue ovals together with jar lid sandwiched in between.
3. Use cardboard scraps to make features.
4. When glue is dry, child can squeeze beetle and the safety button on the jar lid will make clicking sound.

SNACKS

CHEESY BUGS



crunchy chow mein noodles, muenster cheese (or other soft block cheese)

Cut cheese into 2" x 1" rectangular blocks.

Gently insert three chow mein noodles on each side of cheese block for legs.

Use two broken chow mein noodles for antennae.

BUGS ON A LOG

Fill celery with peanut butter. Put raisins on top to make ants or bugs.

PEANUT BUTTER BUGS

4 Tbls. peanut butter
1 Tbls. Honey
1 Tbls. Wheat Germ
2 1/2 Tbls Powdered Milk

Mix together to form an easy to handle play-dough. Form into oval shapes. Add eyes, legs, etc. Eat the results!

LADY BUG APPLES



Cut Apple in ½.

Stick raisins on with dab of peanut butter.

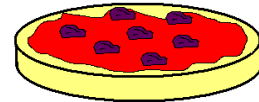
Add purple grape for head.

HONEY SNACKS

Dip carrots, apples, etc. in honey.

LADYBUG SANDWICHES

Spread rice cakes with red jelly. Sprinkle with raisins. (or substitute oval-shaped slices of bread for the rice cakes.



FINGERPLAYS

BUSY BEES

Bees gather pollen from the flowers they meet, (hold arms over head, then open out into a blossom)

And then they make honey for me to eat, (rub tummy)

Bees are busy flying everywhere, (hold arms out to sides, form circles)

Buzzing here and buzzing there!, (“buzz” around like a busy bee!)

BEEHIVE

Here is the little beehive. (hold up hand with fingers curled under)

Where are the bees?

Hidden away where nobody sees.

Soon they come creeping out of the hive.

One, two, three, four, five.

(hold up fingers one a time)

3 LITTLE FIREFLIES

1 little firefly, lonely as can be (hold up 1 finger and shake head sadly)

2 little fireflies, blinking in a tree (hold up 2 fingers on other hand then open and close fists next to eyes)

The 1st firefly saw the blinking lights, (form circles around eyes with fingers)

And races right over with all its might. (flap arms)

“May I play with you?” asked firefly one. (hold palms out at sides and tilt head to one side)

“Yes,” said the others, “until we see the sun.” (nod head)

Now the little fireflies, 1, 2 and 3, (hold up 3 fingers, one at a time)

All play together, as happy as can be! (smile and nod head)

BEEES

Hold up fingers and lower them 1 at a time

6 buzzing bumblebees

Flying around the hive,

One buzzed off

And then there were 5.

5 buzzing bumblebees

Flying near my door,

One buzzed off

And then there were 4.

4 Buzzing bumblebees

Flying near a tree

One buzzed off

And then there were 3.

3 buzzing bumblebees

In the sky so blue,

One buzzed off

And then there were 2.

2 buzzing bumblebees

Flying in the sun,

1 buzzed off

And then there was 1.

1 buzzing bumblebee

Looking for some fun,

It buzzed off

And then there were none.

DO YOU HAVE A LIGHTNING BUG? (to tune of "Do You Know The Muffin Man")

Give each child a plastic jar with the four different bugs inside. The kids remove the bugs from the jar at the beginning of the song and use the appropriate one for each verse. Finish the activity by singing, "If you have a ladybug, put it in the jar" and continued with the other three bugs.

Do you have a lightning bug,
A lightning bug, a lightning bug?
If you have a lightning bug,
Put it on your head.

Do you have a bumblebee,
A bumblebee, a bumblebee?
If you have a bumblebee,
Buzz it all around.

Do you have a ladybug,
A ladybug, a ladybug?
If you have a ladybug,
Put it on your toe.

Do you have a butterfly,
A butterfly, a butterfly?
If you have a butterfly,
Toss it in the air.

LITTLE MISS LADYBUG

Little Miss Ladybug, sitting on a tree, (spread out arms like a tree)
She flew down and landed on my knee, (tap knee)
She asked me if I wanted to play, (move index finger to show "come here" and tilt hand to side)
But I said "No," so she flew away. (shake head and flutter fingers away)

BUG COUNTDOWN

Three ants marching in a line, (march in place, holding up 3 fingers)
Two big beetles jumping in time, (jump in place, holding up 2 fingers)
One caterpillar who just couldn't stay, (shake head, holding up one finger)
Now there are none because they all went away! (hold hands out, palms out)

BUGS ARE NEAT

Butterflies fly, and ladybugs too, (flap arms)
Ants crawl quickly 'cause they have a lot to do. (creep fingers up opposite arm)
Spiders like to spin a web, (twirl index finger)
To catch a tasty treat, ("gobble a bug")
I love to look at what bugs do, (shade eyes with hand and look around)
'Cause I think bugs are neat, (flap arms)

CAN'T BUG ME

I eat bugs. Every kind of bug I see! (Hands on hips, nodding 'yes')
I like the big ones (arms out to show 'big')
And the bad ones (make a big bad face)
And the fuzzy purple flat ones! (rub hands together for fuzzy)
People think they're yucky. (shrug shoulders)
But I just don't agree! (shake finger back and forth 'no-no')
No you can't bug me! (hands back to hips)

POOR LITTLE BUG ON A WALL

(really ham this up!)

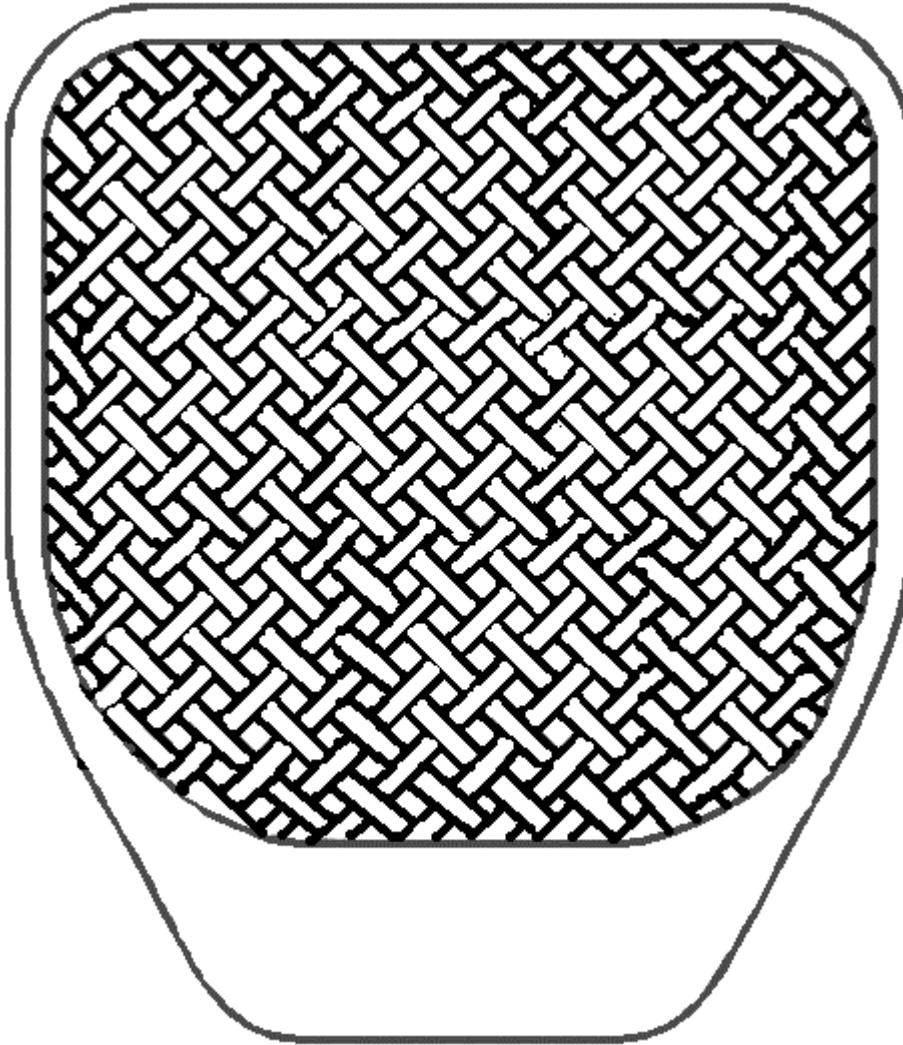
Poor little bug on the wall (use a little plastic bug)
No one to love him at all (shake head sadly)
No one to blow his nose (pretend to blow nose, loud and juicy - make'm laugh!)
No one to tickle his toes (raise voice goes up high in an almost ready to cry voice)
Poor little bug on the wall (shake head, shrug shoulders, take a deep breath)
So SAD!

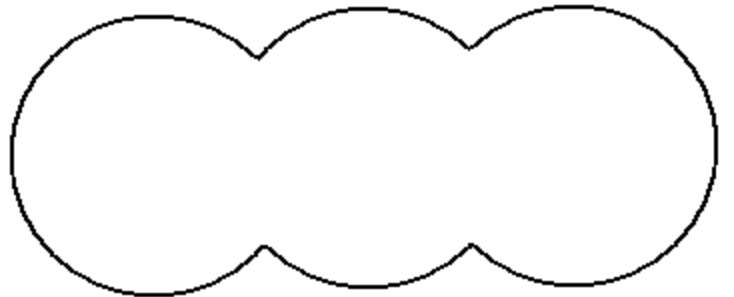
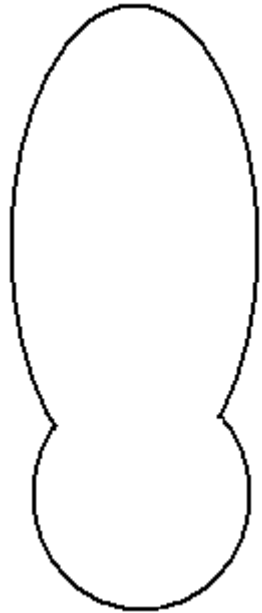

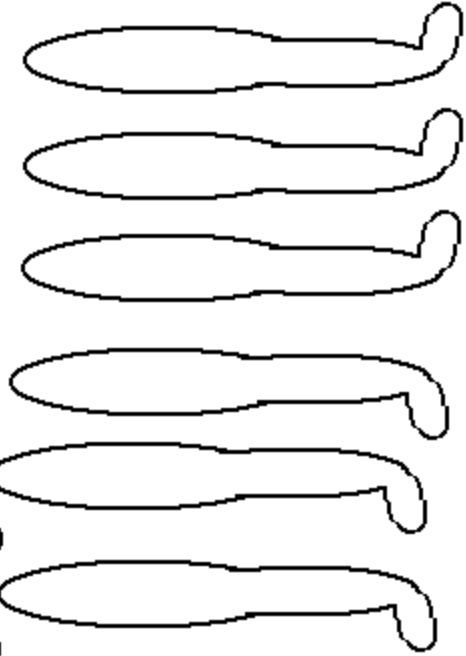
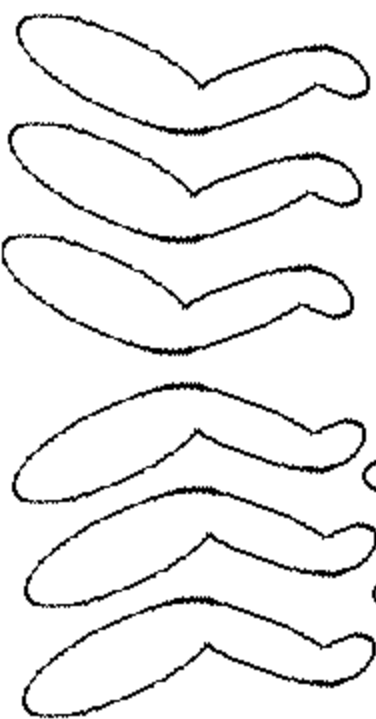
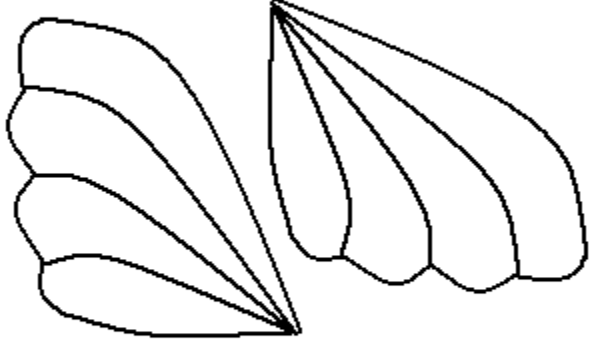
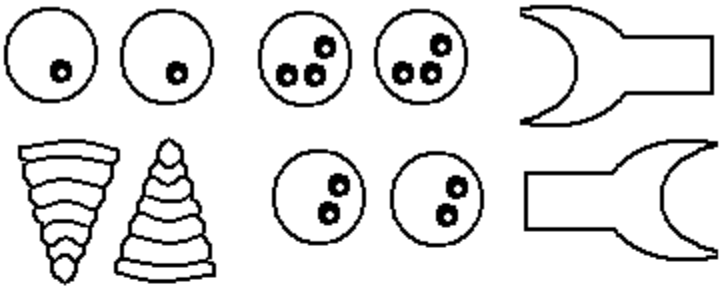
BUG ON ME

1, 2, 3 (hold up fingers)
There's a bug on me! (point to shoulder)
Where did it go? (brush off)
I don't know (shrug)

SQUASHED BUGS.

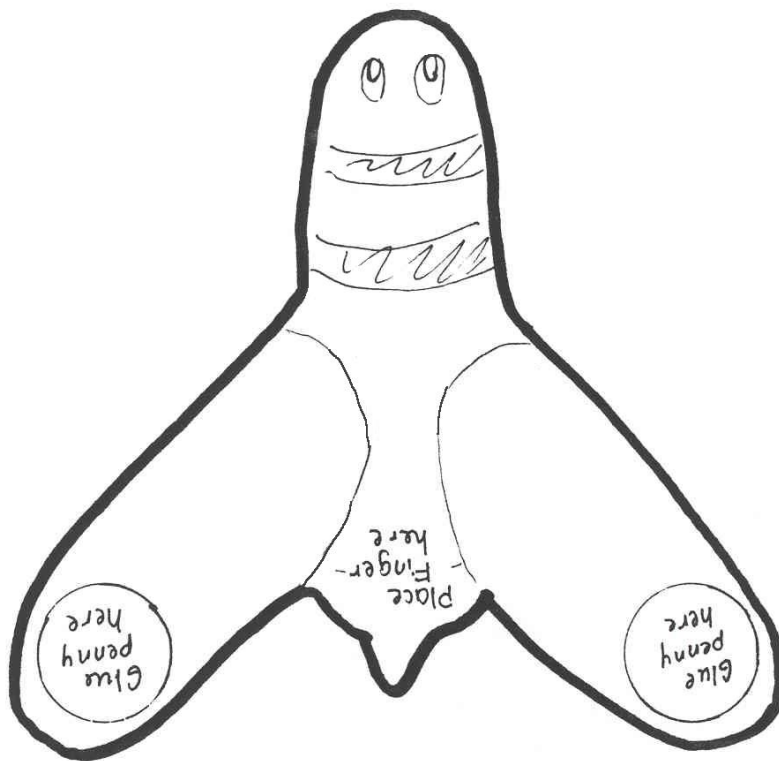
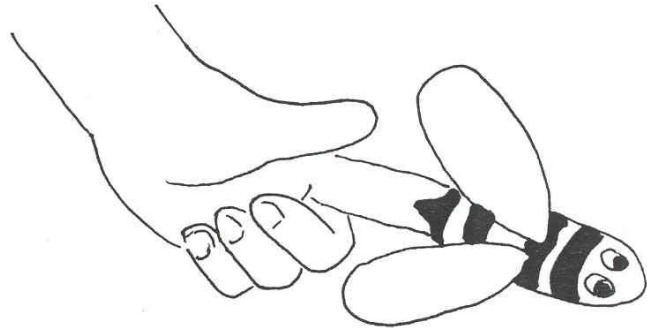
Print out bug parts and color. Print swatter head onto card stock.
Roll a page of newspaper into a tight roll and attach to the swatter.
Cut and glue the bug parts to the swatter. (Alternate-Use new,
clean flyswatters instead of print-outs)







BALANCING BEE


Use pattern to draw a bumblebee on poster board. Color and cut out. Glue a penny near the end of each wing on the undecorated side. The bee will balance on the tip of your finger.



PIN THE BEE ON THE HIVE

Draw hive on poster board. Cut several bees and attach double-sided tape to back. Blindfold child and have them try to place bee in the entrance of the hive.







BEE HAT Cut one hat for each child. Punch holes in ends and tie string to fit head.

Patterns for "Little Caterpillar" story


Little Fly



Little Ant



Little Caterpillar



Copy, color and mount pictures on posterboard. Use as flannelboard pieces. When letters on story are in bold face, place picture on board.

LITTLE CATERPILLAR

Little Caterpillar was tired of being a caterpillar. He was small and slow inching along the ground while his friends flew and hopped and ran. One day, he decided he wouldn't be a caterpillar any longer.

"From now on," he said, "I'm going to be a fly!"

He went to find his friend, **Little Fly**, to learn how to be a fly. He found her playing in a spider's web. Little caterpillar told her:

"A caterpillar's life is not for me! A Fly is what I'd rather be!"

"Can you teach me how to be a fly?" he asked.

"Not now, Little Caterpillar. Can't you see I'm stuck? I wasn't watching where I was flying and I flew right into this sticky web. It will take me all day to get loose."

"Maybe I can help," said Little Caterpillar. Very carefully, Little Caterpillar began chewing through the sticky web until at last Little Fly was free.

"Thank you very much!" said Little Fly.

"You're welcome," said Little Caterpillar. "Now will you teach me how to be a fly?"

"Oh, Little Caterpillar," said Little Fly, "If you were a fly, you wouldn't have been able to rescue me. I think you should stay a caterpillar."

Little Fly flew off, and Little Caterpillar thought some more.

"I know! I'll be a grasshopper! They can't fly, but they can still move faster than I can!" And off he went to find his friend **Little Grasshopper**. He found him playing in a tree. Little Caterpillar told him:

"A caterpillar's life is not for me! A grasshopper is what I'd rather be!"

"Can you teach me how to be a grasshopper?" he asked.

"Not now, Little Caterpillar. Can't you see I'm stuck? I wasn't watching where I was hopping and I Hopped right into this tall tree. I'm afraid of heights. I can hop up, but I can't hop down."

"Maybe I can help," said Little Caterpillar. Very carefully, Little Caterpillar climbed up the tree until Little Grasshopper could climb onto his back. Then very carefully, he climbed back down.

"Thank you very much!" said Little Grasshopper.

"You're welcome," said Little Caterpillar. "Now will you teach me how to be a grasshopper?"

"Oh, Little Caterpillar," said Little Grasshopper. "If you were a grasshopper, you wouldn't have been able to rescue me. I think you should stay a caterpillar."

Little Grasshopper hopped away and Little Caterpillar thought some more.

"I know! I'll be an ant! they can't fly, and they can't hop, but they can still move faster than I can!" And off he went to find his friend, **Little Ant**. He found her in a deep hole. When he saw her, he said:

"A caterpillar's life is not for me! An ant is what I'd rather be!"

"Can you teach me how to be an ant?" he asked.

"Not now, Little Caterpillar. Can't you see I'm stuck? I wasn't watching where I was walking and I fell right down this hole. It will take me all day to climb back up."

"Maybe I can help," said Little Caterpillar. Very carefully, Little Caterpillar held onto a tree branch with his back feet and lowered his body down the hole until Little Ant was able to hold on. Little Caterpillar pulled her out of the hole.

"Thank you very much!" said Little Ant.

“You’re welcome,” said Little Caterpillar. “Now will you teach me how to be an ant?”

“Oh, Little Caterpillar,” said Little Ant. “If you were an ant, you wouldn’t have been able to rescue me. I think you should stay a caterpillar.”

Little Ant ran towards home and Little Caterpillar thought some more.

“Little Fly and Little Grasshopper and Little Ant all want me to stay a caterpillar,” he thought. “If I were a fly, I might fly into a sticky web. If I were a grasshopper, I might hop into a tree. If I were an ant, I might fall into a hole. I may not be able to move quickly, but I always know where I’m going!”

Feeling better, Little Caterpillar started for home. And as he crawled, he said:

“A caterpillar’s life is right for me. There’s nothing else I’d rather be!”

INSECT BOOKS

J 372.3 EAS	East	Ants (Thematic Unit)
J 398.2 KIM	Kimmel	Squash It
J 398.2 TAY	Taylor	Coyote And The Laughing Butterfly
J 421 HEP	Hepworth	Antics!
J 513 PAL	Pallotta	Icky Bug Counting Book
J 595.7 BUG		Bugs, Bees, And Other Buzzy Creatures – Projects To Make And Do
J 595.7 -595.78		This section contains books on insects.
J 638.1		This section contains books on beekeeping.
J 638.57 CHR	Christian	Looking At Ants
J 743 AME	Ames	Draw 50 Creepy Crawlies
J 736.98 ARD	Ard	Origami Bugs
J 782.42 DAV	Davis	Creepy Crawly Song Book
J 811 FLE	Fleischman	Joyful Noise – Poems For Two Voices
J 811 FLO	Florian	UnBeelievables
J 811 FLO	Florian	Insectlopedia
J 811 NAS	Hopkins	Nasty Bugs
J 811 SIN	Singer	Fireflies At Midnight
J 811.54 LEW	Lewis	Face Bugs – Poems
J 818 HAL	Hall	Simms Taback's Great Big Book Of Spacey, Snakey, Buggy Riddles
J 821 HOW	Howitt	Spider And The Fly
E ALBOROZO	Alborozo	Good Night, Firefly
E ANDREAE	Andreae	Bustle In The Bushes
E ARAKI	Araki	Kitten's Big Adventure
E ASCH	Asch	Insects From Outer Space
E ARNOLD	Arnold	Fly Guy! (series)
E ASTON	Aston	Butterfly Is Patient
E AYLESWORTH	Aylesworth	Old Black Fly
E BAKER	Baker	Just How Long Can A Long String Be?
E BARTON	Barton	Give Bees A Chance
E BELL	Bell	Bee-Wigged
E BERENSTAIN	Berenstain	Berenstain Bears' Class Trip
E BERENSTAIN	Berenstain	Big Honey Hunt
E BIEDRZYCKI	Biedrzycki	Ace Lacewing Bug Detective
E BIEDRZYCKI	Biedrzycki	Ace Lacewing Bug Detective – The Big Swat
E BLOOM	Bloom	Monkey And The Bee
E BRUEL	Bruel	Bob And Otto
E BROWN	Brown	If At First You Do Not See
E BRUCHAC	Bruchac	Raccoon's Last Race
E BRUEL	Bruel	Bob And Otto
E BUNTING	Bunting	Christmas Cricket
E CAIN	Cain	Crunching Munching Caterpillar
E CANNON	Cannon	Crickwing
E CAPUCILLI	Capucilli	Katy Duck Is A Caterpillar

E CARLE	Carle	Grouchy Ladybug
E CARLE	Carle	Love From The Very Hungry Caterpillar
E CARLE	Carle	Very Clumsy Click Beetle
E CARLE	Carle	Very Hungry Caterpillar
E CARLE	Carle	Very Lonely Firefly
E CARLE	Carle	Very Quiet Cricket
E CARTER	Carter	Bugs At The Beach
E CATROW	Catrow	Fly Flew In
E CECIL	Cecil	Horsefly And Honeybee
E CHORAO	Chorao	Ed And Kip
E CLARKE	Clarke	Runny Honey
E CLARKE	Clarke	Who Woke The Baby?
E CLIMO	Climo	Little Red Ant And The Great Big Crumb
E COFFELT	Coffelt	Aunt Ant Leaves Through The Leaves
E COLLICOTT	Collicott	Toestomper And The Caterpillars
E COSGROVE	Cosgrove	Gossamer
E COVELL	Covell	Rat And Roach – Friends To The End
E CRONIN	Cronin	Diary Of A Fly
E CRONIN	Cronin	Diary Of A Spider
E CUSHMAN	Cushman	Inspector Hopper's Mystery Year
E DAVIS	Davis	Party Animals
E DEEDY	Deedy	Martina The Beautiful Cockroach
E DELUISE	DeLuise	Charlie The Caterpillar
E DITERLIZZI	DiTerlizzi	Some Bugs
E DODD	Dodd	I Love Bugs
E DONALDSON	Donaldson	Where's My Mom
E DOWNING	Downing	There Was An Old Lady Who Swallowed Some Bugs
E DURANGO	Durango	Pest Fest
E EARNHARDT	Earnhardt	Wandering Goose
E EASTMAN	Eastman	Sam And The Firefly
E EDWARDS	Edwards	Clara Caterpillar
E EHLERT	Ehlert	Waiting For Wings
E ELWELL	Elwell	Adios, Oscar!
E EMBERLEY	Emberley	Ant And The Grasshopper
E EMBERLEY	Emberley	Crocodile And The Scorpion
E EMBERLEY	Emberley	Ed Emberley's Bye-Bye, Big Bad Bullybug!
E FACKLAM	Facklam	Bugs For Lunch
E FALWELL	Falwell	Butterflies For Kiri
E FAROOQI	Farooqi	Cobbler's Holiday – Or Why Ants Don't Wear Shoes
E FINN	Finn	Very Lazy Ladybug
E FLANAGAN	Flanagan	I Like Bugs
E FLEMING	Fleming	Beetle Bop
E FOLEY	Foley	Don't Worry, Bear
E FORD	Ford	My Day In The Garden
E FOX	Fox	Yoo-Hoo, Lady Bug!
E FREEMAN	Freeman	Manuelo The Playing Mantis

E FROST	Frost	Step Gently Out
E GEORGE	George	Alfred Digs
E GERSHATOR	Gershator	Zzzng! Zzzng! Zzzng!
E GINSBURG	Ginsburg	Mushroom In The Rain
E GIOVANNI	Giovanni	Grasshopper's Song – An Aesop's Fable Revisited
E GOLDMAN	Goldman	Uncle Monarch And The Day Of The Dead
E GOLLUB	Gollub	Jazz Fly
E GOLLUB	Gollub	Jazz Fly 2– The Jungle Pachanga
E GRACE	Grace	Caterpillar Dance
E GRAN	Gran	Big Bug Surprise
E GRAY	Gray	Ant And The Grasshopper
E GROATHOUSE	Groathouse	Bug Guy
E HALL	Hall	I See A Bug
E HANSON	Hanson	Bugtown Boogie
E HANSON	Hanson	Old Man And The Flea
E HARDY	Hardy	Where Is Fred?
E HARRIS	Harris	Pattern Bugs
E HAZEN	Hazen	Amazing Trail Of Seymour Snail
E HEGARTY	Hegarty	Bug Bear
E HEAP	Heap	Four Friends In The Garden
E HIMMELMAN	Himmelman	Frog In A Bog
E HOOSE	Hoose	Hey, Little Ant
E HOROWITZ	Horowitz	Breakout At The Bug Lab
E HOURAN	Houran	Diary Of A Worm – Nat The Gnat
E HOWE	Howe	I Wish I Were A Butterfly
E JARRETT	Jarrett	Arabella Miller's Tiny Caterpillar
E JORGENSEN	Jorgensen	Gotcha!
E JOYCE	Joyce	Leaf Men And The Brave Good Bugs
E KELLER	Keller	Farfallina & Marcel
E KENT	Kent	Caterpillar And The Polliwog
E KIRK	Kirk	Little Miss Spider (Series)
E KRENSKY	Krensky	Winnie-The-Pooh And Some Bees
E KRUDWIG	Krudwig	Cucumber Soup
E KURUSA	Kurusa	Lom And The Gnatters
E LADEN	Laden	Roberto The Insect Architect
E LEES	Lees	Moustachapillar
E LEWISON	Lewison	Princess Buttercup
E LEVY	Levy	Story Of A Red Rubber Ball
E LILLEGARD	Lillegard	Big Bug Ball
E LIONNI	Lionni	Alphabet Tree
E LIONNI	Lionni	Inch By Inch
E LISH	Lish	Three Little Puppies And The Big Bad Flea
E LONG	Long	Croaky Pokey
E LONG	Long	Soup For One
E LUCADO	Lucado	Stanley The Stinkbug Goes To Camp
E MACK	Mack	Frog And Fly
E MADISON	Madison	Velma Gratch And The Way Cool Butterfly

E MARKLE	Markle	Butterfly Tree
E MARTIN	Martin	All For Pie, Pie For All
E MARTIN	Martin	Ten Little Caterpillars
E MAYER	Mayer	Our Friend Sam
E MAZO	Mazo	Lucy's Light
E MCBRATNEY	McBratney	Caterpillow Fight
E MCDONALD	McDonald	Ant And Honey Bee (series)
E MCDONALD	McDonald	Reptiles Are My Life
E MCELLIGOTT	McElligott	Absolutely Not
E MCELLIGOTT	McElligott	Bean Thirteen
E MCELLIGOTT	McElligott	Lion's Share
E MCKEE	McKee	Elmer And Butterfly
E MCKELVEY	McKelvey	Locust Pocus!
E MCPHAIL	McPhail	Bug, A Bear And A Boy
E MILGRIM	Milgrim	See Pip Point
E MILLARD	Millard	Kaito's Cloth
E MIYARES	Miyares	Bring Me A Rock!
E MORROW	Morrow	Mr. Mosquito Put On His Tuxedo
E MORTENSEN	Mortensen	Bug Patrol
E MOSES	Moses	If I Were An Ant
E MOSS	Moss	Scritch Scratch
E MURGUIA	Murguia	Snippet The Early Riser
E MURPHY	Murphy	Best Bug Parade
E MURPHY	Murphy	Boll Weevil Ball
E MYERS	Myers	House That Went Ker-Splat
E MYERS	Myers	Stink Bug Saves The Day
E NEWGARDEN	Newgarden	Bow-Wow Bugs A Bug
E OCONNOR	O'Connor	Fancy Nancy – Bonjour, Butterfly
E OCONNOR	O'Connor	Nina, Nina, Star Ballerina
E OFLATHERTA	O'Flatherta	Hurry And The Monarch
E OMALLEY	O'Malley	Leo Cockroach...Toy Tester
E OMALLEY	O'Malley	Little Buggy
E OMALLEY	O'Malley	Little Buggy Runs Away
E OPPENHEIM	Oppenheim	Fireflies For Nathan
E ORSHOSKI	Orshoski	Ants In Her Pants
E PALATINI	Palatini	Moosekitos : A Moose Family Reunion
E PALATINI	Palatini	Perfect Pet
E PALLOTTA	Pallotta	Icky Bug Colors
E PARISH	Parish	Amelia Bedelia Hits The Trail
E PEDERSEN	Pedersen	Houdini The Amazing Caterpillar
E PEARLMAN	Pearlman	Delicious Bug
E PALLOTTA	Pallotta	Icky Bug Numbers 1 2 3 4 5
E PHONICS	Orshoski	Bugs On The Bus
E PICHON	Pichon	Very Ugly Bug
E PINCZES	Pinczes	Remainder Of One
E PINCZES	Pinczes	One Hundred Hungry Ants
E PINKNEY	Pinkney	Grasshopper And The Ants
E POOLE	Poole	Ant And The Grasshopper

E PRINCE	Prince	I Saw An Ant In A Parking Lot
E PRINCE	Prince	I Saw An Ant On The Railroad Track
E PROSEK	Prosek	Bird, Butterfly Eel
E PROVOST	Provost	Ten Little Sleepyheads
E RAE	Rae	Gilbert De La Frogponde
E RASCHKA	Raschka	Buggy Bug
E ROSEN	Rosen	Tiny Little Fly
E RUNTON	Runton	Owly & Wormy – Friends All Aflutter!
E RUZZIER	Ruzzier	Bear And Bee
E RUZZIER	Ruzzier	Bear And Bee – Too Busy
E SARDEGNA	Sardegna	Roly Poly Spider
E SAYRE	Sayre	Ant, Ant, Ant!
E SAYRE	Sayre	Army Ant Parade
E SCHAEFER	Schaefer	Follow Me, Mittens
E SCHEUNEMANN	Scheunemann	Peas And Cheese
E SHANNON	Shannon	Bizzy Mizz Lizzie
E SHANNON	Shannon	Bugs In My Hair
E SHIELDS	Shields	Bugliest Bug
E SIERRA	Sierra	Thelonius Monster's Sky-High Fly Pie
E SIOMADES	Siomades	Katy Did It
E SMALLMAN	Smallman	Very Greedy Bee
E SNEED	Sneed	Deputy Harvey And The Ant Cow Caper
E SOMAN	Soman	Ladybug Girl (series)
E SPINELLI	Spinelli	Buzz
E STEIN	Stein	Bugs Galore
E STIER	Stier	Bugs In My Hair?
E STILEMAN	Stileman	Snack Time For Confetti
E STURGES	Sturges	I Love Bugs
E SWOPE	Swope	Gotta Go! Gotta Go!
E SYMES	Symes	Harriet Dancing
E TECKENTRUP	Teckentrup	Bee – A Peek-through Picture Book
E THIERRY	Thierry	Green Butterfly
E THOMAS	Awdry	Thomas And The Bees
E TIBBOTT	Tibbott	Curious George – A Home For Honeybees
E TRAPANI	Trapani	Shoo Fly!
E TRIMBLE	Trimble	What Day Is It?
E TRIPP	Tripp	Hallie's Horrible Handwriting
E URIBE	Uribe	Buzz, Buzz, Buzz
E VAGIN	Vagin	Insects From Outer Space
E VANALLSGURG	VanAllsburg	Two Bad Ants
E VANLAAN	Van Laan	Nit-Pickin'
E WALSH	Walsh	Dot & Jabber & The Big Bug Mystery
E WHEELER	Wheeler	Old Cricket
E WARD	Ward	Over In The Garden
E WATERTON	Waterton	Bumblebee Sweater
E WATT	Watt	Bug In A Vacuum
E WELLS	Wells	Max's ABC
E WELLS	Wells	McDuff Saves The Day

E WESTBERG	Westberg	Guy The Shy Fly
E WESTON	Weston	Butterfly Garden
E WIESNER	Wiesner	Mr. Wuffles
E WILEY	Wiley	Itch And Roly And The Very Small Hiding Place
E WILLIS	Willis	Tadpole's Promise
E WOLKSTEIN	Wolkstein	Step By Step
E WOOD	Wood	Napping House
E YORINKS	Yorinks	Happy Bees
E YOUNG	Young	Night Visitors

DVD's

J 590.73 BUZ	Buzz E. Bee At The Rainy Day Zoo
J 595.78 BUT	Butterfly And Moth
J 791.43 BEA	Beat Bugs (series)
J 791.43 ADV	Adventures Of Carlos Caterpillar (series)
J 791.43 CAT	Cat In The Hat Knows A Lot About That – Wings And Things! (Many Ants Make Light Work; Show Me The Honey)
J 791.43 CAT	Cat In The Hat Knows A Lot About That – 3 DVD Pack (Surprise Little Guys!)
J 791.43 DOR	Dora's Butterfly Ball
J 791.43 ELM	Elmo's World – Springtime Fun
J 791.43 GRA	Grandpa Read's Quiet Time Tales v. 5 (Queen Bee)
J 791.43 HER	Hermie And Friends (series)
J 791.43 LIT	Little Einsteins – Our Big Huge Adventure (butterfly forests in Mexico)
J 791.43 INS	Insect
J 791.43 MAG	Magic School Bus – Bugs, Bugs, Bugs
J 791.43 MAX	Max And Ruby – A Merry Bunny Christmas (Max's Fire Flies, Max's Ant Farm)
J 791.43 MAX	Max Lucado's Hermie & Friends – Stanley The Stinkbug Goes To Camp
J 791.43 SES	Sesame Street – Firefly Fun And Buggy Buddies
J 791.43 SES	Sesame Street – Elmo's Rainbow And Other Springtime Stories
J 791.43 STA	Stanley – Spring Fever
J 791.43 VER	Very Hungry Caterpillar And Other Stories (Very Hungry Caterpillar, Very Quiet Cricket)
J 791.43 WOR	Wordworld. Rocket to the Moon (There's An Ant In Every Giant)

SOUND RECORDINGS

J 782.42 PAL	Hap Palmer's Animal Antics (Butterfly)
J 782.42 CATSPAJAMAS	Reading Rocks (The Great Big Bug)

This list was updated October 26, 2017

