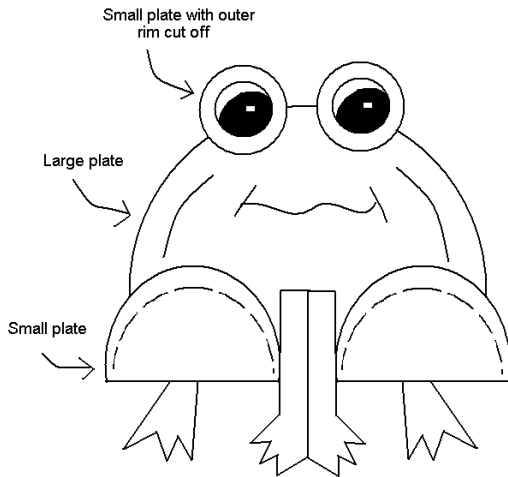


# FROGS / TADPOLES

## ART

### PAPER PLATE FROGS



Use paper plates and construction paper to make frogs.

### FROGS

Materials... paper plates

Green paint


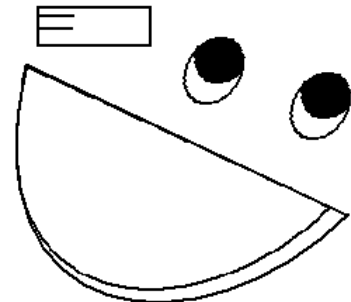
2" yellow stickers or construction paper

4" x 6" rectangles of green construction paper

Black crayons

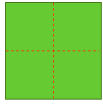
Scissors

Glue



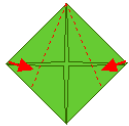
1. Fold plate in half so that the upper part is somewhat smaller than the bottom. Paint the entire plate green and let dry.
2. Use stickers or circles for eyes. Use crayon to color top half of each circle black. Stick on circles to top folded edge of plate so they extend above the top of the plate
3. Cut four 1 x 6 strips from paper and cut fringes on one end for toes.
4. Staple legs to plate.

## ORIGAMI FROG



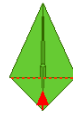
1. With a 6" square of paper. Fold it in half, first one way and then the other.

Fold each corner to the center



Fold top corners to the center line meet in the middle.

Fold the bottom upwards.



Fold corners to meet in the middle at the bottom.

Fold the bottom up, about one third of the way.




Fold top half of this piece down in half again. (forms legs)

Fold the top point down. Turn over and press your finger down on the toad's back. Slide your finger off and watch your toad hop away



## FROG FACE ZAPPER

Materials: paper plate, crayons, scissors, party blower



Cut paper plate in shape to left. Color. Poke hole in middle and insert party blower. Add string to make mask.



## SONGS

### **FROGGY STARTED OUT** (to tune of "Frog Went A-courtin'")

Froggy started out as a tiny egg. Uh-huh.  
Froggy started out as a tiny egg. Uh-huh.  
Froggy started out as a tiny egg –  
No hands or feet or even a leg,  
Uh-huh, oh yeah, uh-huh.

Tadpole hatched from the tiny egg. Uh-huh.  
Tadpole hatched from the tiny egg. Uh-huh.  
Tadpole hatched but he wasn't a whale,  
He breathed with his gills and swam with his tail.  
Uh-huh, oh yeah, uh-huh.

From his body, four legs grew. Uh-huh.  
From his body, four legs grew. Uh-huh.  
He had four legs and a little tail, too  
He swam round the pond like tadpoles do.  
Uh-huh, oh yeah, uh-huh.

Then one fine day he left the pond. Uh-huh.  
One fine day he left the pond. Uh-huh.  
His lungs had grown and his tail was gone.  
He hopped and he sang a little frog song,  
Uh-huh, oh yeah, uh-huh!

### **MARY HAD A LITTLE FROG** (to tune of "Mary had a Little Lamb")

Mary had a little frog,  
Little Frog, little frog,  
Mary had a little frog,  
Its skin was green as grass.

And everywhere that Mary went,  
Mary went, Mary went,  
Everywhere that Mary went,  
The frog would jump and splash!

**LET'S HEAR IT FOR FROGS** (to tune of "Do You Know the Muffin Man?")

Oh, look! I see some hopping frogs,  
Some hopping frogs, some hopping frogs.  
Oh, look! I see some hopping frogs,  
Hopping around the pond!

Additional verses: dancing, croaking, sleeping, etc.

**FIVE GREEN FROGS** (to tune of "Frere Jacques")

Five green frogs, five green frogs  
On a log, on a log  
One jumped in the pool where it's nice and cool  
Count with me how many do you see?  
Four green frogs...

(repeat for 4, 3, 2, 1)

**I'M A LITTLE TADPOLE** (to tune of "I'm a Little Teapot")

I'm a little tadpole,  
Small and frail.  
Here is my head and here is my tail.  
When I get all grown up,  
A frog I'll be,  
So watch me grow, it's fun you'll see.

**JUMP, LITTLE FROGGY** (to tune of "Frere Jacques")

Jump little froggy, jump little froggy  
To the pond, to the pond  
Catch a fly for dinner  
Catch a fly for dinner  
Yum, yum, yum.  
Yum, yum, yum.

**LITTLE TADPOLE** (to tune of "Frere Jacques")

Little tadpole, little tadpole  
Lost his tail, lost his tail  
Now he has grown 2 feet  
Now he has grown 4 feet  
Look a frog! Look a frog!

## **TADPOLE AND POLLIWOG** (to tune “Twinkle, Twinkle, Little Star)

Tadpole and a polliwog  
Lived together in a bog.  
Here you see the very pool,  
Where they went to swimming school  
By and by, it’s true but strange,  
O’er them came a wondrous change.  
Here you see them on a log,  
Each a most decided frog!

## **FROG IN THE POND** (to tune of “The Farmer in the Dell”)

The frog lives in the pond  
His tongue is oh so long  
It reaches high to catch a fly  
The frog lives in the pond.

## **GAMES**

### **KISS THE FROG**

Material: Green and Red poster board, White paper, Glue, Scissors, Felt-tip pen  
To set up the game, draw a big frog on green poster board. (Make a big oval head with eyes at the top and an hourglass-shaped body with pointy webbed feet at the bottom.) Cut out the frog shape. Then cut out 2 large, white paper eyeballs and glue them in place. Draw on pupils, a mouth, and nostrils.  
From red poster board, cut out a pair of lips for each princess and apply a small ball of poster tack (sold at most office supply stores) to the back.  
During the game, have each child shut her eyes tight, then point her in the right direction to try to pin her smooch on Mr. Frog.

### **MUSICAL LILY PADS**

Play like Musical Chairs but use lily pad shapes instead of chairs. Play music while children hop on lily pads. When music stops, they all must scramble for a pad. For a non-competitive game, make sure there are enough pads to go around.

### **FROG LEGS**

Mark a starting and finishing line on a level section of ground. Children line up side by side in squatting positions behind the starting line and clasp their fingers around their legs just above the ankles. When race begins, everyone hops toward the finish line. First over the finish line is the winner.

## **LEAPING LILY PADS**

This is a variation on Musical Chairs. Instead of setting up seats, arrange a circle of "lily pads" (colorful bandannas or poster board cut into lily pad shapes taped to floor.) Put down one less circle than children. While one person operates radio, players hop around outside of circle. When music stops, each frog must claim a lily pad by jumping on it. Person who does not get lily pad is out. Remove one pad for each round until only one person remains. For non-competitive version, have a lily pad for each child and let them scramble for them from across the room.

## **FROG**

(Have children make a circle)

Junior the Frog jumped into the pond (jump into center)  
The water was over his head (place hands over head)  
Now give him a minute, he'll surely remember (put finger on chin & cock head to side)  
What was it that mother frog said (Cock head to other side)  
You jump in a pond, the water is deep (jump around in circle)  
But that isn't bad - it's not bad (shake head no)  
Just kick with your legs, wiggle your feet (kick right leg & wiggle foot)  
That's how you get back to the pad (jump backwards twice)

## **OTHER FUN STUFF**

### **FROG WALK**

Bring in a pair of swim fins. Let the children pretend to be frogs and try and walk in the fins.

### **LILY PAD HOP**

Cut several large circles out of green felt. (draw flower on each, if you wish.) Scatter circles on a carpet and have children pretend to be frogs, hopping from one lily pad to another. (CAUTION: Do ONLY on carpet. Felt will slip on un-carpeted floors.)

### **LEAPFROG**

Children line up about 2 feet apart and crouch down low to the ground. The child at the end of the line leapfrogs over each child in line. When they get to the front, they crouch down and join the line.

## SNACKS

### TOAD IN THE HOLE



Ingredients: 1 slice bread, 2 Tbs. butter, 1 egg

Use an upside-down glass to cut a hole in the center of bread.

Melt 1 tablespoon in a skillet over low heat.

Place bread in skillet and break egg into the center of the slice to make your "Frog In The Hole." Cook until bread is golden brown on the bottom.

Flip the bread and egg over. Put 1 tablespoon into skillet to melt, making sure it runs under the bread. Continue cooking until egg is no longer runny.

Remove Frog In The Hole from skillet and let drain on folded paper towel before serving

### FROGGY CUPCAKE



Ingredients:

Cupcakes

Watery blue frosting

Green gumdrop

White chocolate chip

black icing

Start with a batch of cupcakes frosted a watery blue. For each one, slice a large green gumdrop in half. Press the tip of a white chocolate chip into the cut surface of each half, centering it near the bottom edge. Squirt a dab of black decorators' icing onto each chip. Then press the frog eyes into the frosting. Draw mouth with black icing.

## FINGERPLAYS

### BULLFROG

Here's Mr. Bullfrog (Left hand closed, thumb upright)

Sitting on a rock.

Along comes a little boy (walking motion with right hand)

Mr. Bullfrog jumps, KERPLOP! (tuck thumb into closed hand)

### FIVE LITTLE FROGS

Five little frogs on the edge of a bog,

Along came a big and hungry black dog.

Frogs in a row jumped high and low,

And four little frogs returned to the row

(repeat for 4, 3, 2, 1)

## **5 FRISKY FROGS**

5 little frisky frogs (hold up 5 fingers)  
Hopping on the shore (hop fingers)  
1 jumped into the pond – SPLAH! (throw hands out and up.)  
So then there were just 4.

4 little frisky frogs (hold up 4 fingers)  
Climbing up a tree. (climb fingers)  
1 fell into the grass – BOOM! (fall fingers down and clap)  
So then there were just 3.

3 little frisky frogs (hold up 3 fingers)  
Bathing in the dew (rub face and hands)  
1 caught a sneezy cold – AHHCHOO! (cover nose and sneeze)  
So then there were just 2.

2 little frisky frogs (hold up 2 fingers)  
Sleeping in the sun (pretend to sleep)  
1 slept the day away – SNORE! (snore loudly)  
So then there was just 1.

1 little frisky frog (hold up 1 finger)  
Sitting on a stone (look sad and lean on hand)  
Let's call his 4 friends back – YOO-HOO! (cup hands around mouth)  
So he won't be alone. (hold up 5 fingers)

## **5 SPECKLED FROGS**

5 little speckled frogs (Hold up 5 fingers)  
Sitting on a speckled log  
Eating the most delicious bugs. (Pretend to eat bugs)  
Yum! Yum!  
One jumped into the pool,  
(Jump 1 finger into water)  
Where it was nice and cool.  
(Cross arms over chest and shiver)  
Now there are 4 little speckled frogs.  
Burr-ump!

Repeat with 4 more fingers



## **5 FAT FROGS**

(Hold up 5 fingers and bend down as rhyme indicates)

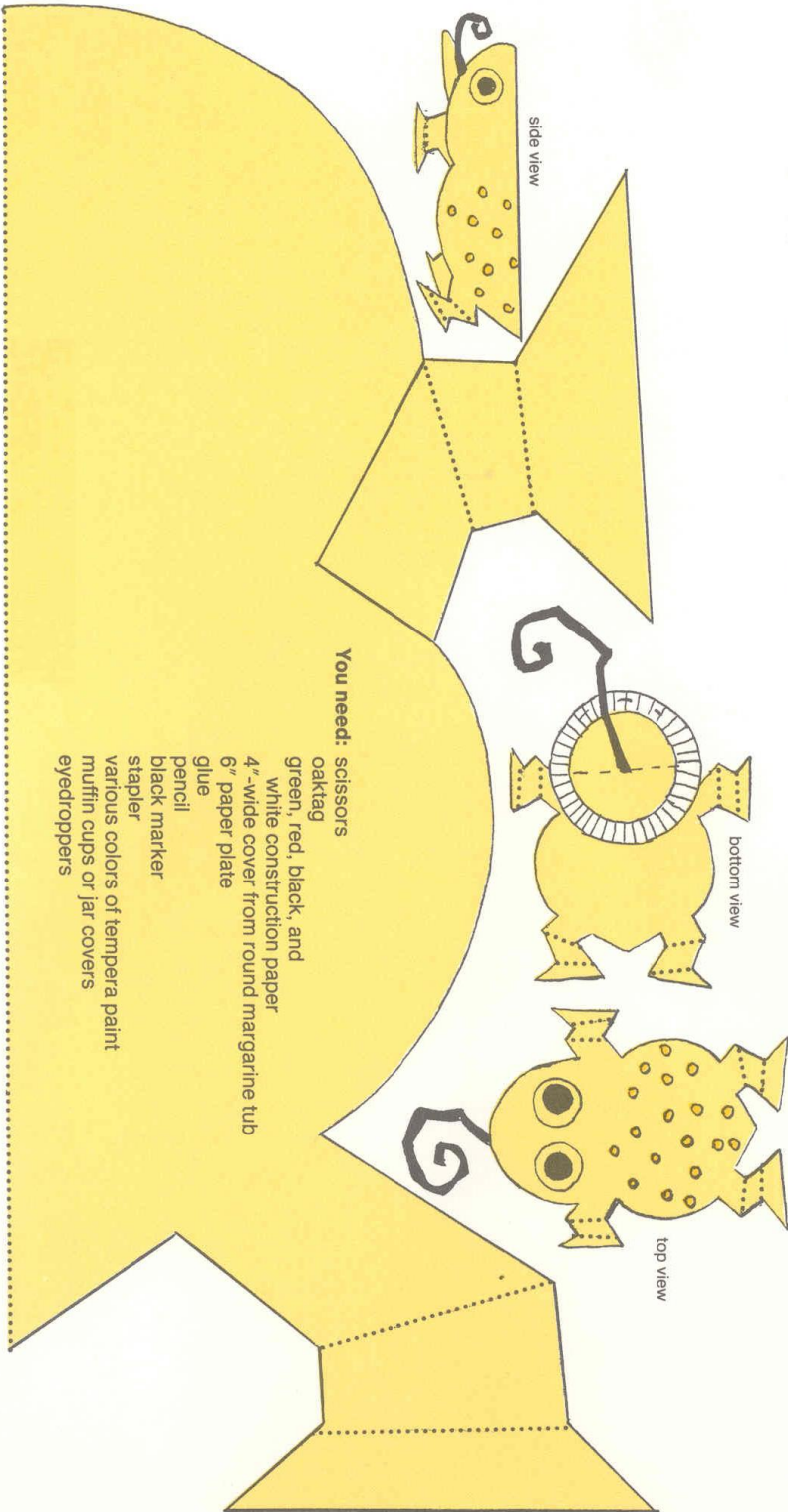
5 fat frogs sitting on the shore,  
One jumped into the pond, and then there were 4.  
4 fat frogs as tired as could be,  
One went to take a nap and then there were 3.  
3 fat frogs wondering what to do  
One went to catch a fly and then there were 2.  
2 fat frogs sitting in the sun  
One jumped on a lily pad and then there was 1.  
1 fat frog alone in the sun  
He hopped behind a rock and now there are none.

Wait! Here comes a little frog,  
Hopping right along.  
If we listen we can hear him sing a froggy song.  
Croak, Croak, Croak!

# FROG PUPPET.

- Steps:**
1. Reproduce the frog pattern on this page and cut out. Trace onto oaktag and cut out.
  2. Have children fold a piece of 9" x 12" green construction paper in half lengthwise. Place the straight edge of the frog pattern on the paper's fold and trace. Cut out the frog.
  3. Trace the margarine container cover onto red construction paper and cut out the circle.
  4. To make the frog's mouth, glue the circle to the center of a 6" paper plate. Then fold the plate in half.
  5. Cut a 1" x 12" strip of black paper and roll it around a pencil to make the frog's tongue. Glue the tongue onto the plate, as shown.

6. Staple one rounded edge of the paper plate to the frog's head. Leave the plate's folded edge open, forming a pocket for the child's hand to fit in.
7. For the frog's eyes, cut out two 2"-wide white circles. With a black marker, color a circle on each eye.
8. Glue the eyes onto the frog's head.
9. Pour the tempera paint into muffin cups or jar covers.
10. Demonstrate to the children how to squeeze the eyedropper in order to draw in the paint. Then pinch the eyedropper with the thumb and index finger to make dots on the frog.
11. If desired, children may fold the speckled frog's legs along the dotted lines.

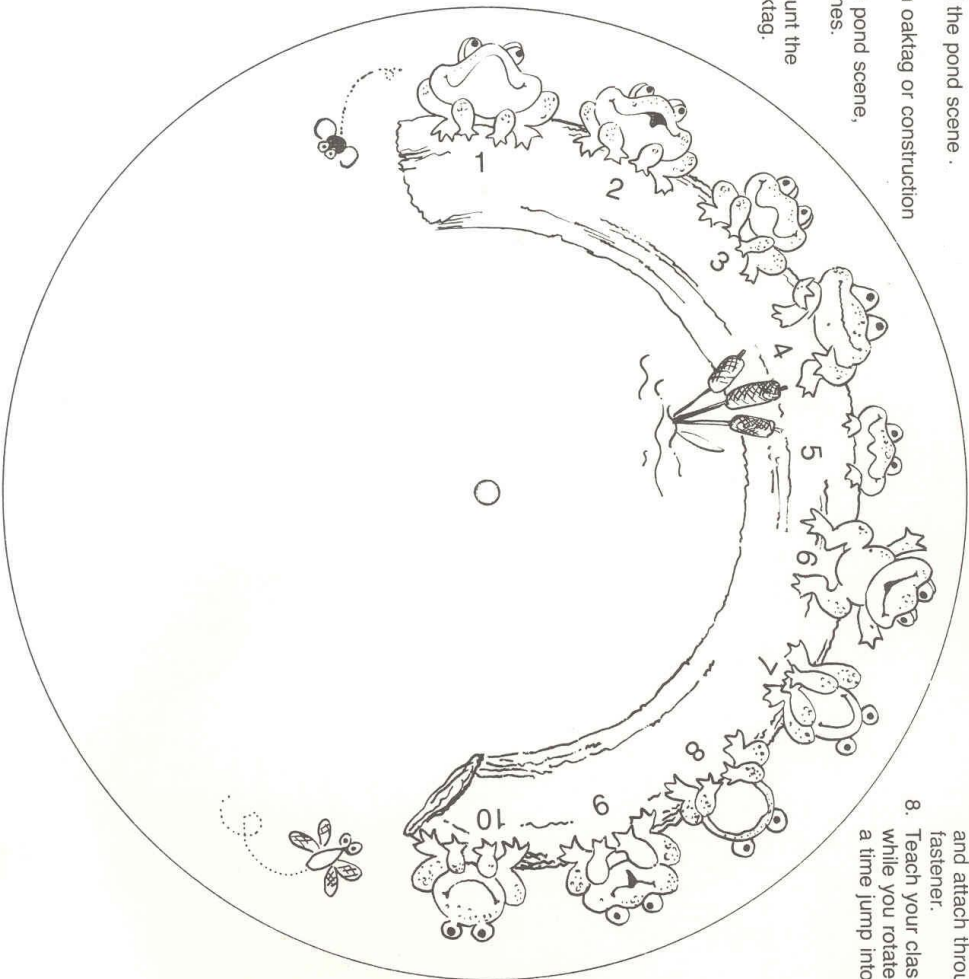


# TEN SPECKLED FROGS

## TEN SPECKLED FROGS

Moving Story Aid

- Steps:**
1. Reproduce this page and the pond scene .
  2. Color the pond scene.
  3. Mount the pond scene on oaktag or construction paper.
  4. Cut out the window in the pond scene, cutting along the dotted lines.
  5. Cut out the circle.
  6. Color in the frogs and mount the circle on cardboard or oaktag.




7. Place the frog dial behind the pond scene and attach through center dot with a brass fastener.
8. Teach your class the poem on the frog scene while you rotate the dial, making one frog at a time jump into the pond.

# TEN SPECKLED FROGS PART 2

## TEN SPECKLED FROGS

Poem



There were ten speckled frogs  
Who sat on a log  
By the edge of the pool  
Getting ready for school.

The little one said,  
"I haven't been fed  
I'm hungry . . .  
I'm hungry . . ."

He spied a fly  
Just passing by  
And then he jumped  
And went kerplunk!

There were nine . . . eight . . . and so on.

Last verse

There was one speckled frog  
Who sat on a log  
By the edge of the pool  
Getting ready for school.

And then he said,  
"I haven't been fed  
I'm hungry . . .  
I'm hungry . . ."

He spied a fly  
Just passing by  
And then he jumped  
Got it! Gulumph!

## FROG, TOAD, AND TADPOLE BOOKS

J 398.2 CEC	Cecil	Frog Princess
J 398.2 HUC	Huck	Toads And Diamonds
J 398.2 ISA	Isadora	Princess And The Frog
J 398.2 LEW	Lewis	Frog Princess
J 398.24 LEW	Lewis	Frog Girl
J 597.6 - 597.8		This section contains books on frogs.
J 639.37 NEL	Nelson	Pet Frog
J 798.42 BOY	Boynton	Frog Trouble
J 782.42 TYL	Tyler	Froggy Went A-Courtin'
J 782.42 WAT	Watson	Frog Went A-Courting
J 818 HAL	Hall	Rabbit Riddles
E ALEXANDER	Alexander	Surf's Up
E ANDERSON	Anderson	Joe On The Go
E ANGLEBERGER	Angleberger	McToad Mows Tiny Island
E ARNOLD	Arnold	Green Wilma
E ARNOLD	Arnold	Green Wilma, Frog In Space
E ASHER	Asher	Too Many Frogs!
E ASHER	Asher	What A Party
E AZORE	Azore	Wanda And The Frogs
E BAILEY	Bailey	Toads On Toast
E BATEMAN	Bateman	Frog With The Big Mouth
E BAUER	Bauer	Bear's Hiccups
E BAUER	Bauer	Frog's Best Friend
E BEE	Bee	Beware Of The Frog
E BEISER	Beiser	Bradley McGogg, The Very Fine Frog
E BEISER	Beiser	Little Chicken Duck
E BERKES	Berkes	Marsh Music
E BONNING	Bonning	Snog The Frog
E BREEN	Breen	Stick
E BRENNING	Brenning	Maggi And Milo
E BROWN	Brown	Toad
E BUNTING	Bunting	Frog And Friends (series)
E BUTLER	Butler	Dark, Dark Night
E BYNUM	Bynum	Otis
E CALMENSEN	Calmenson	Frog Principal
E CARLE	Carle	Hello, Red Fox
E CARLSON	Carlson	Smile A Lot
E CASSIDY	Cassidy	Gummytoes
E CATALANO	Catalano	Frog Went A-Courting
E CECIL	Cecil	Horsefly And Honeybee
E COWLEY	Cowley	Red-Eyed Tree Frog
E COXE	Coxe	Great Snake Escape
E CYRUS	Cyrus	Tadpole Rex

E DEAN	Dean	Freddy The Frogcaster
E DELACRE	Delacre	Rafi And Rosi
E DELACRE	Delacre	Rafi And Rosi – Carnival!
E DELASCASAS	de las Casas	Blue Frog – The Legend Of Chocolate
E DINARDO	Dinardo	Timothy And The Christmas Gift
E DONALDSON	Donaldson	Giant Jumperee
E DOWNING	Downing	There Was An Old Lady Who Swallowed Some Bugs
E ELYA	Elya	Sophie's Trophy
E EMMETT	Emmett	Prince Ribbit
E ESBAUM	Esbaum	Teeny Tiny Toady
E FEARNLEY	Fearnley	Martha In The Middle
E FEENEY	Feeney	Little Frog's Tadpole Trouble
E FERRI	Ferri	Little Tad Grows Up
E FLEMING	Fleming	In The Small, Small Pond
E FLEMING	Fleming	Oh, No!
E FOLGUERIA	Folgueira	Ribbit
E FREEDMAN	Freedman	By Mouse And Frog
E FROG	Grimm / Lewis	Frog Prince – Or Iron Henry
E GERAGHTY	Geraghty	Hoppameleon
E GRAY	Gray	Frog On A Log
E GRETZ	Gretz	Frog, Duck And Rabbit
E GORBACHEV	Gorbachev	Catty Jane Who Loved To Dance
E GORBACHEV	Gorbachev	Ms. Turtle The Babysitter
E GRAVETT	Gravett	Spells
E GROBLER	Grobler	Hey, Frog!
E GUDEON	Gudeon	Peeper And Zeep
E HASSETT	Hassett	Too Many Frogs!
E HIMMELMAN	Himmelman	Frog In A Bog
E HOBBIE	Hobbie	Gem
E HURD	Hurd	Bad Frogs
E JOHNSON	Johnson	Tree Frog Hears A Sound
E JOYCE	Joyce	Bently And Egg
E KALAN	Kalan	Jump, Frog, Jump
E KANG	Kang	Can I Tell You A Secret?
E KELLOGG	Kellogg	Mysterious Tadpole
E KENT	Kent	Caterpillar And The Polliwog
E KIMURA	Kimura	999 Tadpoles
E KIMURA	Kimura	999 Frogs Wake Up
E LAMM	Lamm	Frog Prince
E LANGSTAFF	Langstaff	Frog Went A-Courtin'
E LEVY	Leby	Thomas The Toadilly Terrible Bully
E LIONNI	Lionni	Extraordinary Egg
E LIONNI	Lionni	Fish Is Fish
E LIVINGSTON	Livingston	Finklehopper Frog
E LIVINGSTON	Livingston	Finklehopper Frog Cheers

E LOBEL	Lobel	Frog And Toad (series)
E LOBEL	Lobel	Frogs And Toads All Sang
E LONDON	London	Froggy (series)
E LONG	Long	Croaky Pokey
E MACIVER	MacIver	Frog Who Lost His Underpants
E MACK	Mack	Ah Ha!
E MACK	Mack	Frog And Fly
E MAYER	Mayer	One Frog Too Many
E MCLEOD	McLeod	Kiss Me (I'm A Prince)
E MITTON	Mitton	Down By The Cool Of The Pool
E MORA	Mora	Race Of Toad And Deer
E MUNTEAN	Muntean	Kermit And Robin's Scary Story
E MUNTEAN	Muntean	Kermit And The New Bicycle
E NASH	Nash	Princess And The Frog
E OPPENHEIM	Oppenheim	Show-And-Tell Frog
E ORSHOSKI	Orshoski	Where Is My Frog?
E PARENTEAU	Parentesu	One Frog Sang
E PETTY	Petty	I Don't Want To Be A Frog
E PETTY	Petty	I Don't Want To Be Big
E PINKWATER	Pinkwater	Bear And Bunny
E POLICOFF	Policoff	Cesar's Amazing Journey
E POTTER	Potter	Treasured Tales Of Beatrix Potter
E RAE	Rae	Gilbert De La Frogponde
E RINCK	Rinck	Sweetest Kiss
E ROTH	Roth	Biggest Frog In Australia
E ROUSS	Rouss	Littlest Frog
E SAYRE	Sayre	Dig, Wait, Listen
E SCHNEIDER	Schneider	Wide-Mouthed Frog
E SCIESZKA	Scieszka	Frog Prince Continued
E SHANNON	Shannon	April Showers
E SHAPLEYBOX	Shapley-Box	Apples For Fred
E SMALL	Small	Eulalie And The Hopping Head
E SOLOTAREFF	Solotareff	Ogre And The Frog King
E STEAD	Stead	Home For Bird
E STEIN	Stein	Toad And Dad
E STEVENSON	Stevenson	Pattaconk Brook
E THOMAS	Thomas	Joshua The Giant Frog
E THOMPSON	Thompson	Little Quack's New Friend
E TRAPANI	Trapani	Froggie Went A-Courtin'
E TRIPP	Tripp	Tuby The Tuba
E URBANOVIC	Urbanovic	Prince Of A Frog
E VELTHUJIS	Velthujis	Frog And The Birdsong
E WALSH	Walsh	Jack's Tale
E WALTON	Walton	Once There Was A Bull (Frog)
E WARGIN	Wargin	Frog Prince
E WIESNER	Wiesner	Tuesday

E WILLIS	Willis	Tadpole's Promise
E WILLIS	Willis	What Did I Look Like When I Was A Baby
E WENINGER	Weninger	Child Is A Child
E WOOD	Wood	Jubal's Wish
E WORTH	Worth	If You Were Kermit
E YANG	Yang	Foo, The Flying Frog Of Washtub Pond
E YOLEN	Yolen	Commander Toad (series)
E YOLEN	Yolen	Little Frog And The Spring Polliwogs
E YOLEN	Yolen	Little Frog And The Scary Autumn Thing
E YOLEN	Yolen	King Long Shanks
E ZEVEREN	van Zeveren	That's Mine!

#### DVDs

J 372.46 LEA	Leapfrog – The Amazing Alphabet Amusement Park
J 372.7 LEA	Leapfrog – Numbers Ahoy!
J 510 LEA	Leapfrog – Math Adventure To The Moon
J 597.8 AMP	Amphibians
J 791.43 FIV	Five Lionni Classics
J 791.43 FRO	Frogs And Toads
J 791.43 GIG	Giggle, Giggle, Quack
J 791.43 GRA	Grandpa Read's Quiet Time Tales v. 4 (Frog Prince)
J 791.43 MIS	Miss Spider's Froggy Day In Sunny Patch
J 9791.43 NEW	New Zoo Review
J 791.43 RIB	Ribbits – The Hero Of Hopper's Landing
J 791.43 STR	Strawberry Shortcake – Berry Big Help (Fish Out Of Water)
J 791.43 TOA	Toad Patrol – Toadlets To The Rescue

This list was updated on October 24, 2017.