

FLOWERS

ART

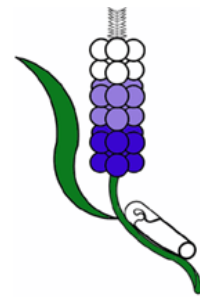
FANTASY FLOWERS



Various materials can be used to make flowers. Egg cartons, cone-shaped cups, colored muffin papers, tissue paper squares, etc. work well. Paint the egg carton cups or glue sequins and glitter on them. Attach the flowers to the stem pattern or glue to craft stick or pipe cleaner.

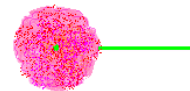
BLUEBONNET PINS

Tri-beads are available from craft suppliers and have three sides that “nest” when placed next to each other for a smooth finish. Begin threading the beads onto the pipe cleaner stem, starting with dark blue beads, then light blue, then white. Leave a small length of pipe cleaner uncovered at the top to serve as the tip of the flower. Wrap the stem of an artificial leaf, available in craft and floral supply stores, around the pipe cleaner. Wrap with floral tape to secure in place glue a pin back onto the stem.



FIESTA FLOWERS

1. Accordion fold several pieces of tissue paper together.
2. Twist a pipe cleaner around the middle.
3. Gently pull papers apart to form petals.



SUNFLOWERS

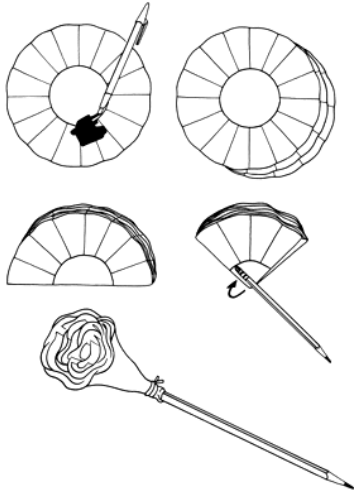
Materials: 1 large paper plate
12 x 18 yellow construction paper
9 x 12 green construction paper
sunflower seeds
Paper towel or gift wrapping tube
stapler
glue or tape

Paint tube green. Trace around child's hand 8-9 times to make petals of flower. Cut out and glue or tape to paper plate. Glue sunflower seeds to center of plate. Trace around child's hand 2 times for leaves of flower. Cut out and glue to tube.

HANDPRINT FLOWERS

Use the child's hand, dipped in paint, to form petals of a flower.

COFFEE FILTER FLOWERS



Material:
coffee filters
big washable color markers
spray bottle of water
thread
pencil

1. Mark on 2 or 3 coffee filters with the washable markers, big color blotches are ok.
2. Place the filters flat and stack them
3. Fold them all together (as shown in the diagram), and roll the filters at the fold around the eraser end of a new pencil. Wrap with string to secure.
4. Push pencil into a holder and spray with water.
5. Watch the colors fade into each other.
6. When the flower dries, spray lightly with perfume & fluff.

GAMES

SEED, SEED, FLOWER

Play like Duck, Duck, Goose

PICK A FLOWER

Collect a variety of plastic and silk flowers or cut simple flower shapes out of felt. Place the flowers all around the room. Give each child a basket. Let children walk around the room, "Pick" the flowers and put them in their baskets.

SONGS

FROM SEED TO FLOWER (to tune "Pop! Goes the Weasel")

I'm a seed that's in the ground (*kneel and tuck body into a ball*)
I get sunshine and water. (*look upward*)
I grow a stem, some leaves, and then, (*raise clasped hands above head; unclasp hands and move arms outward*)
Pop! I'm a flower! (*jump up, make circle with arms above head.*)

FLOWERS, FLOWERS (to tune of "Bicycle Built for Two")

Flowers, flowers, springing up everywhere.
We see flowers, growing here and there.
Their colors are very pleasing,
Their pollen brings on sneezing!
But we agree, they're nice to see.
Oh, those flowers that bloom in spring.

THE FLOWER SONG (to tune of "Farmer in the Dell")

The flower has some petals, the flower has some petals.
The petals call the birds and bees, the flower has some petals
The flower has some leaves, the flower has some leaves.
The leaves will catch the rain and sun, the flower has some leaves.
The flower has a stem, the flower has a stem.
The stem will make it stand up tall, the flower has a stem.
The flower has some roots, the flower has some roots.
The roots will carry food and drink, the flower has some roots.

IN THE GARDEN (to tune of "Oh My Darling, Clementine")

In the garden, in the garden,
In the garden down the street,
There are flowers, pretty flowers
And they look so nice and neat.

There are roses and petunias
And some lovely daffodils.
There are tulips and begonias
And some lilacs on the hills

In the garden, in the garden,
In the garden down the street,
There are flowers, pretty flowers
And they look so nice and neat.

THREE LITTLE TULIPS (to tune of "Six Little Ducks")

Three little tulips I once grew,
A white one, a pink one, a red one, too.
One little tulip grew and grew.
It grew taller than the other two.

FLOWERS ARE BLOOMING (to tune of Frere Jacques)

Flowers are blooming, flowers are blooming
All around, all around
All the pretty colors, all the pretty colors.
On the ground, on the ground
Let's go see them. let's go see them
Blooming bright, blooming bright
Use your nose to smell them. Use your eyes to see them
What a sight! What a sight.

OTHER FUN STUFF

DRAMATIC PLAY

Turn the dramatic play area into a greenhouse with a Lawn/Garden Service. Possible materials to have on hand: gardening hat, gardening aprons, remnant of green turf-like carpet from a carpet store, play lawn mowers, gardening gloves, watering cans, wheelbarrows, pieces of hose (about 3-4ft. lengths) with handled spray nozzles attached with duct tape, plastic flower pots, plastic flowers, pails, toy rake, shovel and hoe, gardening tools (hand held trowel, shovel, rake), cornstarch-type "peanut" type bits (to be leaves which need raking, soil to put in pots, dirt to be dug in.

COLORED FLOWERS

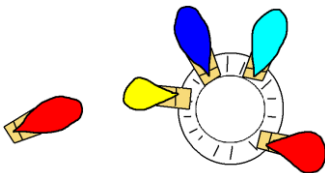
What you need - 4 glasses of water, each 1/4 filled. 4 white daisies, carnations or Queen Anne's Lace, Food coloring.

What to do - Add enough food coloring to turn the water in each glass a different color (about 5 drops depending on the size of the glass.) Cut the stem of each flower. Place flower in the glass. Plant will draw colored water up into the petals over the next few days and tint them.

PLANTS IN A ROW

Fill a shoebox with dirt and attach flower stickers to the tops of craft sticks. Have the children plant the stick flowers in the dirt in two or three straight rows. Encourage the children to plant their rows either from left to right or from back to front.

COUNTING PETALS



Cut out 10 3½ flower petals from construction paper. Glue each petals onto a separate clothespin. Use a small paper plate as the flower center and let children take turns clipping on the number of petals that you ask for

FLOWER WALK

Cut out large flower shapes from assorted colors of construction paper. Arrange the flower shapes in a large circle on the floor. Have the kids walk around the circle, stepping from flower to flower, as you recite the following rhyme...

Round and round the circle. Hop, hop, hop.
Only step on flowers until I say, "Stop!"

At the word "stop", have the children stand on the nearest flower. Ask them to identify the color of their flower then play the game again.

FLOWER RELAY RACES

Relay races are done in teams. The players of each team must race to a vase full of artificial or paper flowers, pick a flower out of the vase, and race back to their team. The next person races down to the flowers, picks one, and so on. The first team to finish is the winner.

GUESSING GARDEN

Cut flower shapes from several colors of paper or felt. Have kids sit in a circle. Lay the flower shapes in the circle where everyone can see. Ask all the kids to close their eyes. Let one child “pick” a flower from the garden and hide it. When the others open their eyes, see who can be the first to guess which color of flower was picked.

SORTING FLOWERS

Place a colorful bouquet of flowers in front of your class. Point out the different heights of the flowers. Have the children move the flowers into a second vase, moving the tallest flower first, then the next tallest, etc. When the smallest flower is finally moved, find a place in the room for the bouquet.

SNACKS

FRUIT FLOWERS

Set out sliced fruit such as apples, peaches, kiwi, bananas, pitted cherries and grapes. Let the children arrange the fruit in flower shapes before eating them.

SUNFLOWER SEEDS

Serve sunflower seeds. If possible, show the children a real sunflower.

FLOWER CUPCAKES



1. Cut a marshmallow into slices.
2. Dip the sticky side into sprinkles.
3. Arrange the slices on top of a cupcake.
4. Put 1 “Smartie” candy in the middle of the petals.

FINGERPLAYS

WATCH IT BLOOM

Here is a green leaf, (hold out one palm)
And here is a green leaf, (hold out other palm)
That, you see, makes two. (hold up two fingers.)
Here is a bud, (cup hands together.)
That makes a flower, (slowly start opening hands)
Watch it bloom for you. (open hands wide)

5 SUNFLOWERS

5 pretty sunflowers are standing in the sun (hold up 5 fingers)
Now their heads are nodding (bend fingers lightly)
And bowing one by one (Move fingers back & forth)
Down, down, down, down,
Comes the gentle rain (raise hands, wiggle fingers and lower arms)
And the 5 pretty sunflowers
Lift up their heads again. (Hold up 5 fingers)

FLOWERS

Dig a little hole (dig)
Plant a little seed (drop)
Pour a little water (pour)
Pull a little weed (pull and toss)
Chase a little bug (run with fingers)
Hi ho there he goes (shade eyes)
Give a little sunshine (make circle with hands)
Grow a little rose (smell flower)

TULIPS

1 red tulip in the garden grew (hold up 1 finger)
Soon a yellow one opened, (add finger 2)
Then there were 2.
2 pretty tulips that we could see,
Now there is a pink one, (add finger 3)
And that makes 3.
The next morning when I looked out the door
I saw another red one, (hold up 4 fingers)
And now there are 4.

MY LITTLE GARDEN

(Children hold up a required number of fingers each time)

In my little garden with a lovely view.
Sunflowers are smiling, one and two.
In my little garden by the apple tree,
Daffodils are dancing, one, two, three.
In my little garden by the kitchen door,
Roses are blooming, one, two, three, four.
In my little garden by the winding drive,
Violets are growing, one, two, three, four, five!

I'M A LITTLE FLOWER POT

I'm a little flower pot mom put out. (point to self)
If you take care of me, I will sprout. (nod head, point to self)
When you water me, I will grow. (make sprinkling motions with right hand)
Into a pretty flower, don't you know. (raise left hand slowly up from floor, make wide circle with hands)

FLOWER


I'd like to be a flower, (cup hands together)
With petals for my head.
When nighttime comes, I'd fold up (fold hands together)
And never go to bed. (shake head "no")

5 LITTLE FLOWERS

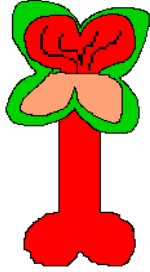
5 little flowers growing by my door
I picked one for Grandma and now there are 4
4 little flowers, as pretty as can be.
I picked one for Grandpa and now there are 3.
3 little flowers, just a lovely few
I picked one for Mommy and now there are 2.
2 little flowers, reaching for the sun.
I picked one for Daddy and now there is 1
1 little flower, a colorful little hero,
I picked it for you and now there are zero!

NAPKIN RING FLOWERS


Use templates to cut felt shapes. Cut slits on dotted lines.




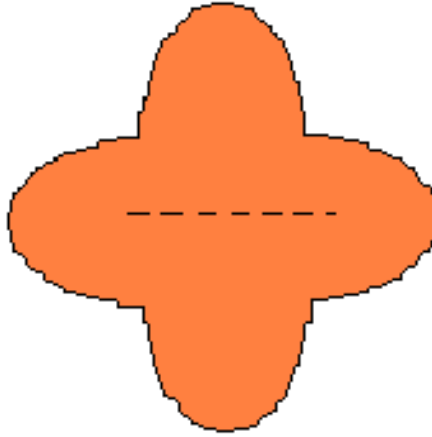

Tuck bone shaped felt through leaf slit.



Add Petals



Tuck other end of bone shape into slits

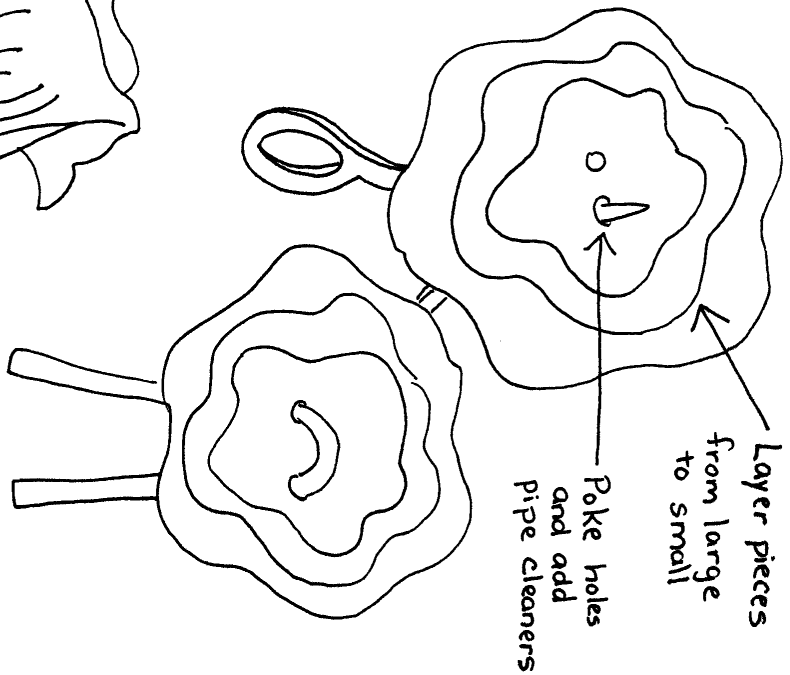
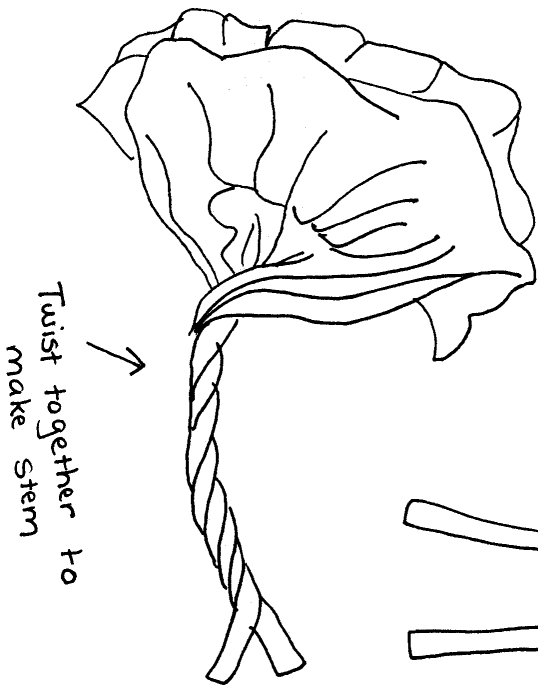


MUFFIN PAPER FLOWERS

Copy pattern for each child. Glue colored muffin papers to stems for flowers.



TISSUE PAPER FLOWERS



FLOWER BOOKS

J 398.2 DEL	Delaney	Gunnywolf
J 398.2 DEM	Demi	Empty Pot
J 398.2 DEP	DePaola	Legend Of The Poinsettia
J 398.242 DEP	DePaola	Legend Of The Indian Paintbrush
J 571.8 SCH	Schaefer	Pick, Pull, Snap!
J 575.4 SAU	Saunders-Smith	Stems
J 581 - 583		This section has books on flowers.
J 635 KRE	Krementz	Very Young Gardener
J 743.73 COU	Court	How To Draw Flowers And Trees
J 92 JOHNSON	Appelt	Miss Lady Bird's Wildflowers
E BARNER	Barner	I Have A Garden
E BRISSON	Brisson	Wanda's Roses
E BROAD	Broad	Forget-Me-Not
E BROWN	Brown	Curious Garden
E BROWN	Brown	Ten Seeds
E BUNTING	Bunting	Flower Garden
E BUNTING	Bunting	Sunflower House
E CARLE	Carle	Friends
E COLE	Cole	On Meadowview Road
E COONEY	Cooney	Miss Rumphius
E CORDEROY	Corderoy	Magical Snow Garden
E DEPAOLA	DePaola	Legend Of The Bluebonnet
E EHLERT	Ehlert	Planting A Rainbow
E ELLWAND	Ellwand	Cinderlily – A Floral Fairy Tale
E FORD	Ford	Sunflower
E FOREMAN	Foreman	Mia's Story
E FOWLER	Fowler	Beautiful
E GERSTEIN	Gerstein	How To Bicycle To The Moon To Plant Sunflowers
E GREENSTEIN	Greenstein	One Little Seed
E HARPER	Harper	Gunnywolf
E HELQUIST	Helquist	Grumpy Goat
E HENKES	Henkes	So Happy!
E HONEY	Honey	That's Not A Daffodil!
E HOOD	Hood	Rooting For You
E HOOKS	Hooks	Legend Of The Christmas Rose
E HOPKINSON	Hopkinson	Packet Of Seeds
E JULES	Jules	Sofia Martinez – The Marigold Mess
E KARON	Karon	Trellis And The Seed
E KNISTER	Knister	Promise Is A Promise
E LAWSON	Lawson	Sidewalk Flowers
E LEAF	Leaf	Story Of Ferdinand
E LEWENSON	Lewenson	Princess Buttercup
E LOBEL	Lobel	Alison's Zinnia

E LODDING	Lodding	Gift For Mama
E LOUIE	Louie	Raymond's Perfect Present
E MARSHALL	Marshall	Honey Of A Day
E MATHESON	Matheson	Plant The Tiny Seed
E MAYHEW	Mayhew	Katie And The Sunflowers
E MILNE	Milne	Magic Hill
E MINARIK	Minarik	It's Spring
E MIURA	Miura	Big Princess
E MOCKFORD	Mockford	What's This?
E MURPHY	Murphy	Koala And The Flower
E OPPENHEIM	Oppenheim	Miracle Of The First Poinsettia
E PARK	Park	What Does Bunny See
E POWELL	Powell	Sam's Sunflower
E RAWLINSON	Rawlinson	Fletcher And The Springtime Blossoms
E ROBERTS	Roberts	Wind's Garden
E ROBESY	Robey	Hare And The Big Green Lawn
E ROCKWELL	Rockwell	Mother's Day
E ROCKWELL	Rockwell	My Spring Robin
E SCHAEFER	Schaefer	This Is The Sunflower
E SEUSS	Seuss	Daisy-Head Mayzie
E SHANNON	Shannon	Dancing The Breeze
E SHEEHAN	Sheehan	Dandelion's Tale
E STEAD	Stead	Samson In The Snow
E STERN	Stern	Missing Sunflowers
E SUN	Sun	Cat And Cat-Face
E SYMES	Symes	Harriet Dancing
E TECKENTRUP	Teckentrup	Bee – A Peek-through Picture Book
E TURNER	Turner	Red Flower Goes West
E VARON	Varon	Chicken And Cat
E WINTER	Winter	September Roses
E WILSON	Wilson	Mortimer's First Garden

DVDs

J 581 BIL	Bill Nye The Science Guy – Flowers
J 791.43 BES	Best Of Dr. Seuss (Daisy-Head Mayzie)
J 791.43 CAI	Caillou – Caillou's Garden Adventures (In The Garden)
J 791.43 CAT	Cat In The Hat Knows A Lot About That – Up And Away! (Flower Power)
J 791.43 KAB	Kaboom! Flower Power
J 791.43 MAR	Martha Speaks – Martha Says It With Flowers

This list was updated on October 24, 2017