

# EGGS

## ART

### BABY CHICK IN A SHELL

Color 2 cotton balls yellow by placing them in a Ziploc full of yellow powdered paint and shaking. Glue the cotton balls in an empty eggshell, one on top of the other. Glue two small google eyes and a beak made of construction paper on cotton balls.



### EGG SHELL PICTURES



Collect and clean egg shells.  
Crush the shells and color with food coloring.  
Let children use the colored shells to make mosaics.

### HAIRY EGGS

Material:  
Raw eggs  
Needle  
Permanent markers or paint  
Egg carton  
Spoon  
Grass seeds  
Potting soil



1. Use a needle or small nail to make a hole about the size of a quarter in one end of an egg, then drain the egg and rinse out the shell.
2. Carefully draw or paint funny faces on the shells and put them in the egg carton; it's a good idea to use permanent markers so the colors won't bleed when you water the "hair."
3. Use a spoon to fill the shells with soil, and then plant the grass seeds according to the package instructions.
4. When the eggheads have a thick, green mane, remove them from the carton and place them on a stand of your own design (You can use empty film canisters). Style the hair into pigtails, buzz cuts or mohawks and water it every day.

## **ROCKING EGGS**

Place clay in bottom of plastic eggs to weigh them down. Glue egg together. Add features with permanent markers or cut and glue on features. Let children play with the eggs. They will wobble but remain upright.

## **GAME**

### **EGG RELAY**

Give each child a spoon and a plastic egg. Have them race with the eggs balanced in the spoon bowl. You can also do this as a relay with two teams using one egg and spoon.

## **SONGS**

### **DID YOU EVER SEE AN EGG?** (to tune of "Did you Ever see a Lassie")

Did you ever see an egg and think what was inside it?  
Did you ever see an egg and think what was inside?  
It could be a chick, or a fish, or a lizard.  
Did you ever see an egg and think what was inside?

### **I LOVE EGGS** (to tune of "Frere Jacques")

I love eggs, I love eggs,  
Yum, yum, yum, in my tum.  
Scrambled, boiled, or fried,  
Any way I've tried.  
Yum, yum, yum, yum, yum, yum

### **HATCHING EGGS** (to tune of "Five Little Ducks")

One little egg cracks open wide.  
Look, look, look – see what's inside!  
What could it be? Oh, what is it?  
Swish, swish, swish, it's a baby fish!

One medium egg cracks open wide.  
Look, look, look – see what's inside!  
What could it be? Oh, what is it?  
Peep, peep, peep, it's a baby chick!

One large egg cracks open wide.  
Look, look, look – see what's inside!  
What could it be? Oh, what is it?  
Roar, roar, roar, -- it's a dinosaur!

## **EASTER EGGS** (to tune of “Jingle Bells”)

Easter eggs,  
Easter eggs  
Eggs of orange and blue.  
Here' are lots of colored eggs  
All for me and you.  
Purple eggs,  
Yellow eggs,  
Eggs that are bright green  
Aren't these the most lovely eggs  
That you have ever seen?

## **OTHER FUN STUFF**

### **BOUNCING EGG**

Put a hard boiled egg into a container and cover with vinegar. Let sit for several hours. The shell will become soft and the egg will bounce.

### **SCRAMBLED EGGS**

Use plastic eggs to make mix and match puzzles. On the top half of the egg, draw a nose and eyes. On the bottom half draw a mouth. Let the children mix and match parts to make silly faces. VARIATION: On the top half of the egg, write a number. On the bottom half, make dots. Let the children match the egg parts. (Lots of possibilities! How about Capital Letter on top half and Lower Case letter on bottom!)

### **HOW MANY CHICKS?**

Label large plastic eggs from 1 – 10. Inside each egg, put a corresponding number of pom-poms to serve as baby chicks. Put the eggs in a basket. Let child choose egg, identify the number on it, the open the egg and count the chicks inside.

### **SMALL SCALE EGG HUNT**

If you have a sensory table, you can provide a great egg hunt in a manageable form. Hide colorful pom-poms (for eggs) among lots of Easter grass. Have kids collect the little eggs in small baskets. If you have several different colors of baskets, hide pom-poms in the same colors. Then ask kids to sort the eggs by color, matching each one to the same color basket. When the hunt is over, let the kids hide the eggs for another group to find!

## **PASS THE BASKET**

Sit in a circle. Give each child a plastic egg. Show them a basket. Try to guess how many eggs will fit into the basket. Pass the basket around the circle and put the eggs in. Count aloud.

## **EGG TOSS**

Set out large basket or box. Let children take turns tossing plastic eggs into box. Place a pillow in the bottom of the basket to cut down on noise.

## **EGG ROLL**

Have children sit cross legged on floor and close eyes. Imagine that they are Humpty Dumpty and try to balance. Let them rock back and forth, roll over and yell, "Splat!"

## **EGG ROLL - 2**

Clear a space on floor where children can roll plastic eggs around. Encourage them to roll them forward, backward, fast and slow. Have them try pushing it with their nose! Have them pretend to be eggs and roll across the floor.

## **EGG HUNT**

Hide plastic eggs in the room or in the play yard. Let children hunt for them.

## **EGG MATCH**

Use plastic eggs. On top half, write number. On bottom half, draw dots. Let children match top half to bottom half. Extend the activity and let children put dried beans to match number inside the eggs.

# **SNACK**

## **SURPRISE TREATS**

Wash and dry a plastic egg for each child. Fill each egg with some dry cereal, pretzels or cheese cubes. Give the eggs to the children. Have them open up their eggs to discover their surprise treat.

## **EGG SURPRISE**



Place ½ apricot or peach flat side down on a puddle of whipped topping. It looks like a sunny-side up egg!

## **DEVILED EGGS**

5 hard boiled eggs

2 TBSP mayonnaise

Cut eggs in half. Spoon yolks into re-sealable plastic bag and set whites aside. Let children take turns squishing bag to combine egg yolks and mayonnaise. When mixture is smooth, cut corner from bag and let children squeeze a bit of yolk mixture into each egg white.

## **FINGERPLAYS**

### **ETHEL'S EGGS**

Ethel was a hen who laid ten eggs (Hold up ten fingers)

Each chick hatched and had two legs (make an egg with hand then hold up two fingers)

They would play and have their fun. (Hold up ten fingers and wiggle them)

But when Ethel called, they would come (motion in a come here motion)

### **TEN FLUFFY CHICKENS**

Five eggs and five eggs, that makes ten (hold up one hand, then the other)

Sitting on top is the Mother hen. (make wings with arms, settle onto nest)

Crackle, crackle, crackle, What do I see? (put hand above eyes)

Ten fluffy chickens, as yellow as can be! (Hold up 10 fingers)

### **EASTER EGGS**

5 little Easter eggs, lovely colors wore,

Mother ate the blue one, then there were 4.

4 little Easter eggs, 2 and 2 you see,

Daddy ate the red one, then there were 3.

3 little Easter eggs, before I knew,

Sister ate the yellow one, then there were 2.

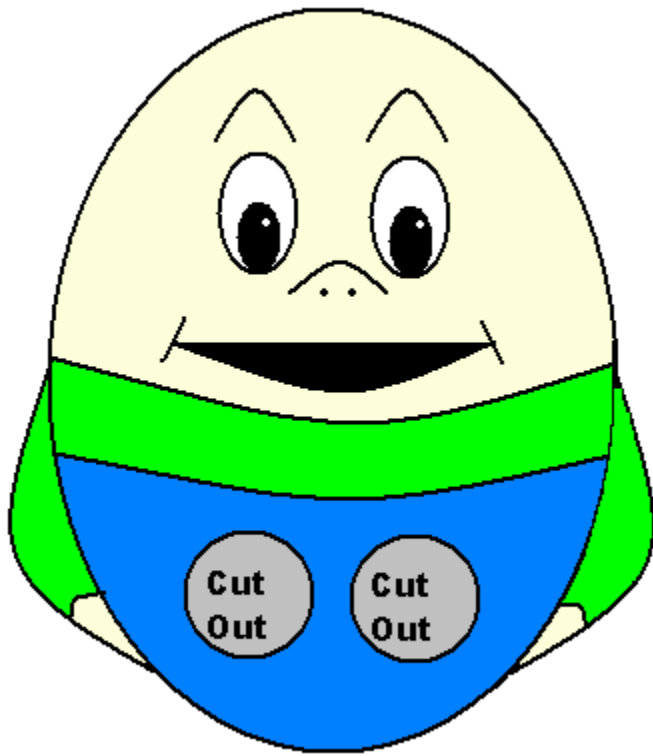
2 little Easter eggs, oh what fun,

Brother ate the purple one, then there was 1.

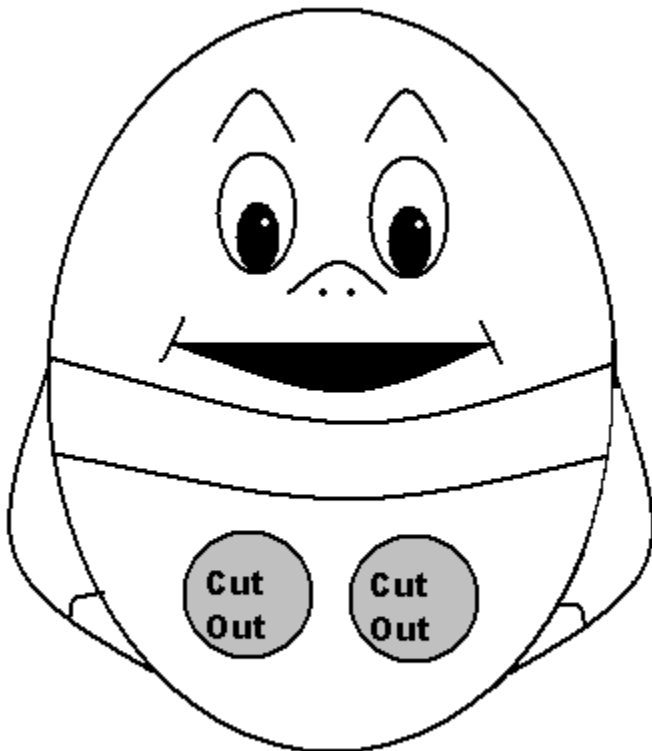
1 little Easter egg, see me run,

I ate the green one, then there were none.

# HUMPTY DUMPTY PUPPET



Cut out grey circles. Insert fingers to make Humpty's Legs.




## EGG AND CHICK PUZZLE

1. Copy pattern and cut from yellow tagboard. For beak, cut 1" square of orange paper and fold diagonally. Glue bottom  $\frac{1}{2}$  of triangle to chick's face leaving top loose. Add eyes with black marker.
2. Draw a 9" x 7" egg on tagboard and cut out.
3. Draw a zigzag line across the top of egg and cut.
4. Color eggs.
5. Overlap two egg pieces slightly, along zigzag edges. Push a brass fastener through pieces on left-hand side. Place the chick behind the egg and push the fastener through it. Open the fastener's prongs.
6. Close the egg. Let kids open and close egg.

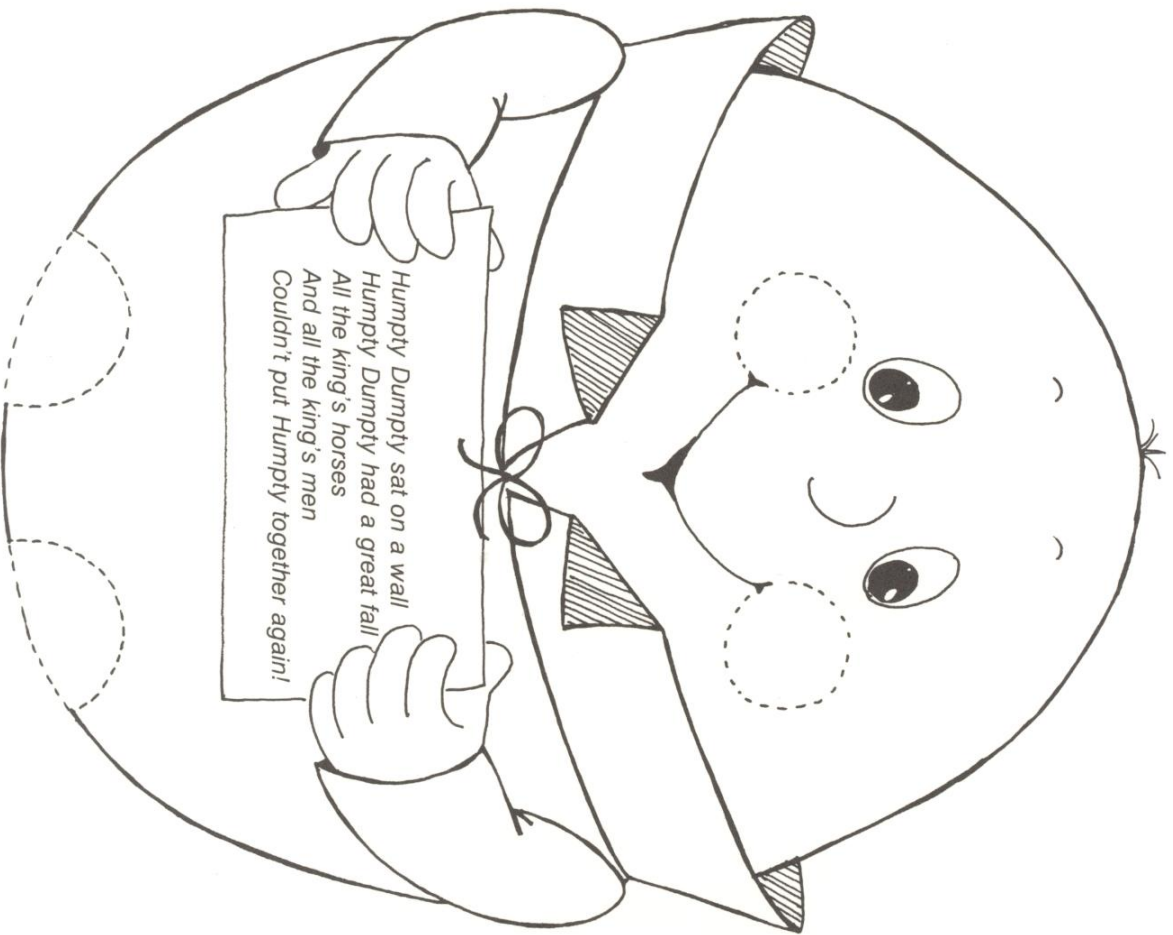


## HUMPTY DUMPTY PUZZLE


1. Cut a Humpty Dumpty for each child and let them color.
2. Cut picture into 2-4 pieces to make puzzle.
3. Recite Humpty Dumpty.
4. Show children how pieces fit together to make Humpty.
5. Ask children to put Humpty Dumpty back together again.







**You need:** scissors  
crayons  
9" x 3" brick-pattern crepe paper  
9" x 12" blue construction paper  
paste




**Steps:**

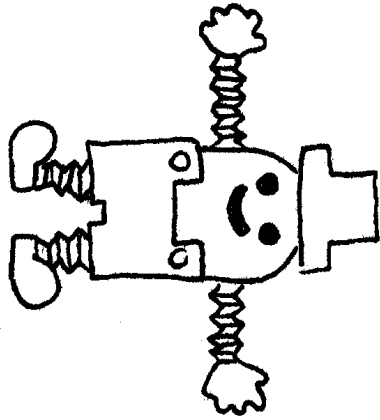
1. Reproduce the Humpty Dumpty pattern on this page for each child in your class.
2. Cut out the pattern. Have children color Humpty Dumpty with crayons.
3. Paste strip of brick crepe paper along the bottom of the blue construction paper. (You can also get a brick print effect by dipping the edge of a sponge in red paint and printing on white paper.)
4. Paste pattern on the construction paper, right above the brick wall to give appearance of Humpty Dumpty sitting on a wall.
5. Fold along the top of the brick wall and cut two small half circles. When paper is unfolded you will have two holes. (Teacher will assist.)
6. Children will insert two fingers in the holes to make Humpty Dumpty's legs.
7. Recite the nursery rhyme with your class while the children manipulate the puppets.

## HATCHING BIRD PUPPET

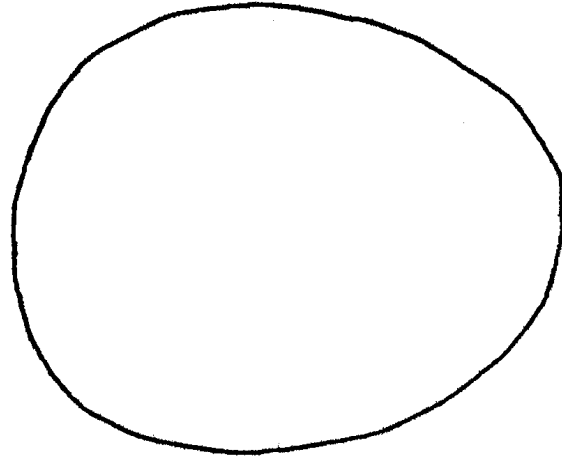
1. Copy, color and cut pattern.
2. Cut a strip of manila tagboard 1" x 9". Fold back 1" on each end.
3. Glue one folded tab to center back of egg top.
4. Glue other tab to back of chick's head.
5. Cup hand around strip and bring egg top down over chick. Open and close fingers to create flapping motion. Raise top to expose chick.



# HUMPTY DUMPTY



BODY




ARMS

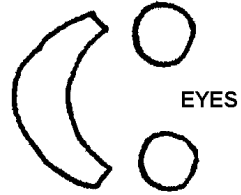
Cut 4 and fold accordian style

GLOVE

Cut 2



MOUTH



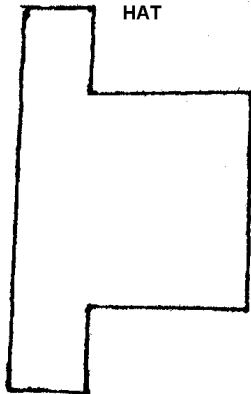
EYES

SHOE


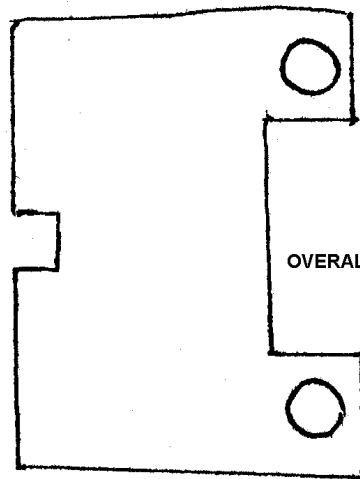
CUT 2



HAT



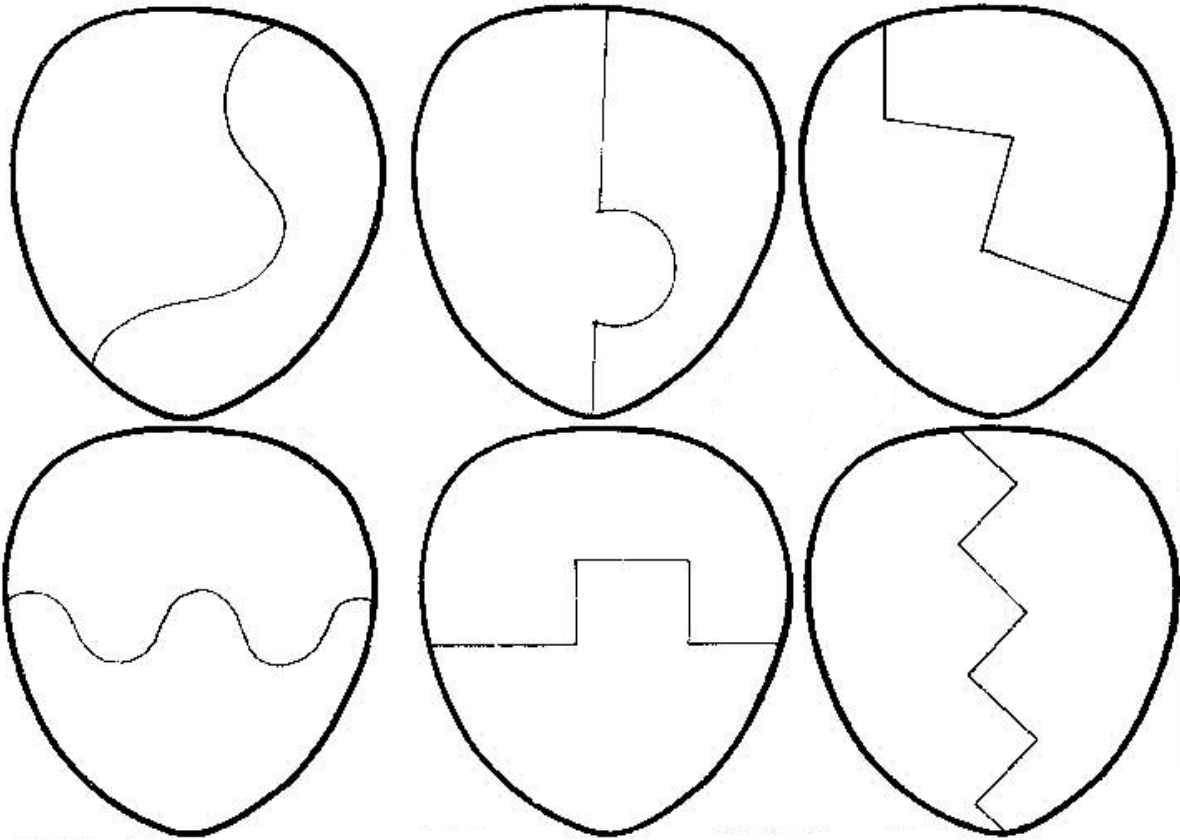
OVERALLS




## SCRAMBLED EGGS

Copy eggs onto brightly colored card stock. Cut out eggs and then cut them apart on the lines. Give each child a set of eggs to re-assemble.

Scrambled Eggs!







## EGG BOOKS

J 398.21 SAN	San Souci	Talking Eggs
J 591.1 HEL	Heller	Chickens Aren't The Only Ones
J 591.4 JEN	Jenkins	Egg, Nature's Perfect Package
J 591.4 SIN	Singer	Eggs
J 591.4 WAR	Ward	What Will Hatch?
J 598 HAR	Hariton	Egg Story
J 598 JEN	Jenkins	Nest Full Of Eggs
J 598.4 WAT	Watts	Duck
J 598.8 KOT	Kottke	From Egg To Robin
E ASTON	Aston	Egg Is Quiet
E AUCH	Auch	Easter Egg Farm
E AUCH	Auch	Chickerella
E AVERBECK	Averbeck	Except If
E BANKS	Banks	Show Me The Bunny
E BATTUT	Battut	Fox And The Hen
E BOURGEOIS	Bourgeois	Too Many Chickens
E BRETT	Brett	Easter Egg
E BRETT	Brett	Hedgie's Surprise
E BROWN	Brown	Golden Egg Book
E BUNTING	Bunting	Hurry! Hurry!
E BURG	Burg	One More Egg
E COLSON	Colson	Tillie Lays An Egg
E CREWS	Crews	Jack And The Beanstalk
E CUTBILL	Cutbill	Cow The Laid An Egg
E CZERNECKI	Czernecki	Nina's Treasures
E DEPAOLA	DePaola	Little Grunt And The Big Egg
E DEVLIN	Devlin	How Fletcher Was Hatched!
E DILLARD	Dillard	Extraordinary Warren – A Super Chicken
E DOUGLAS	Douglas	Get That Pest
E DOWNER	Downer	Shark Baby
E DUDLEY	Dudley	Hank Finds An Egg
E DUNBAR	Dunbar	Eggday
E DUNREA	Dunrea	Ollie
E DUNREA	Dunrea	Ollie's Easter Eggs
E EASTMAN	Eastman	Best Nest
E EASTMAN	Eastman	Flap Your Wings
E ELSCHNER	Elschner	Easter Chick
E ERNST	Ernst	Zinnia And Dot
E ESBAUM	Esbaum	Hatched
E EVANS	Evans	Poggle And The Treasure
E FOX	Fox	Hunwick's Egg
E FRIEND	Friend	Perfect Nest

E GEHL	Gehl	Peep And Egg
E GOFFIN	Goffin	Yes
E GRAHAM	Graham	Dimity Dumpty – The Story Of Humpty’s Little Sister
E GRAVETT	Gravett	Odd Egg
E GREY	Grey	Egg Drop
E HALFMANN	Halfmann	Eggs, 1 2 3, Who Will The Babies Be?
E HEINE	Heine	Most Wonderful Egg In The World
E HENKES	Henkes	Egg
E HILLS	Hills	Duck & Goose
E HOBAN	Hoban	Case Of The Two Masked Robbers
E HOOD	Hood	Pup And Hound Hatch An Egg
E HOPE	Hope	Freddie And Flossie And The Easter Egg Hunt
E HOROWITZ	Horowitz	Humpty Dumpty Climbs Again
E HOWARD	Howard	Big, Big Wall
E HUTCHINS	Hutchins	Bumpety Bump!
E JOHANSEN	Johansen	Henrietta And The Golden Eggs
E JOHNSTON	Johnston	Chicken In The Kitchen
E JOYCE	Joyce	Bently And Egg
E KANGAS	Kangas	Surprise Visitor
E KELLOGG	Kellogg	Penguin Pup For Pinkerton
E KIRK	Kirk	Humpty Dumpty
E KIRK	Kirk	Miss Spider’s Sunny Patch Kids
E LEVEY	Levey	Hattie Peck
E LIONNI	Lionni	Extraordinary Egg
E LOEHR	Loehr	Dragon Egg
E MAYHEW	Mayhew	Cluck, Cluck Who’s There?
E MCGRATH	McGrath	Little Gray Bunny
E MEDDAUGH	Meddaugh	Henry On The Rocks
E MILHOUS	Milhous	Egg Tree
E MOLLEL	Mollel	Kele’s Secret
E MONTES	Montes	Egg-Napped
E MORGAN	Morgan	Helpful Betty Solves A Mystery
E MORGAN	Morgan	Pip Sits
E MORTIMER	Mortimer	Bunny’s Easter Egg
E MOSLEY	Mosley	Dinosaur Eggs
E OMALLEY	O’Malley	Humpty Dumpty Egg-Splodes
E PASCHKIS	Paschkis	P. Zonka Lays An Egg
E PEET	Peet	Pinkish, Purplish, Bluish Egg
E PFISTER	Pfister	Henri, Egg Artiste
E POLACCO	Polacco	Chicken Sunday
E POLACCO	Polacco	Just Plain Fancy
E POLACCO	Polacco	Rechenka’s Eggs
E POSADA	Posada	Guess What Is Growing Inside Of This Egg
E RANSOM	Ransom	Crown Affair



E RANSOM	Ransom	What REALLY Happened To Humpty?
E REY	Rey	Happy Easter Curious George
E ROBBERECHT	Robberecht	Chick's Works Of Art
E ROBERTSON	Robertson	Dragon Snatcher
E ROBERTSON	Robertson	Egg
E ROSS	Ross	Egbert, The Slightly Cracked Egg
E SADLER	Sadler	Ten Eggs In A Nest
E SCHERTLE	Schertle	Down The Road
E SCHULMAN	Schulman	10 Easter Egg Hunters
E SCHULZ	Schulz	It's The Easter Beagle, Charlie Brown
E SEUSS	Seuss	Green Eggs And Ham
E SEUSS	Seuss	Horton Hatches The Egg
E SEUSS	Seuss	Scrambled Eggs, Super!
E SMITH	Smith	Foxy And Egg
E SMYTHE	Smythe	Chester's Colorful Eggs
E STIEGEMEYER	Stiegemeyer	Cheep! Cheep!
E STILEMAN	Stileman	Roly-Poly Egg
E STOEKE	Stoeke	Minerva Louise And The Colorful Eggs
E TAFURI	Tafari	Whose Chick Are You?
E THALER	Thaler	Easter Egg Haunt
E THOMAS	Thomas	Easter Bunny's Assistant
E TWOHY	Twohy	Outfoxed
E UNDERWOOD	Underwood	Here Comes The Easter Cat
E WADDELL	Waddell	It's Quacking Time
E WALBURG	Walburg	Legend Of The Easter Egg
E WEEKS	Weeks	Two Eggs, Please
E WEIGLET	Weiglet	Easter Bunny's Baby
E WEINBERG	Weinberg	Rex Finds An Egg! Egg! Egg!
E WEISS	Weiss	Egg Is An Egg
E WETZEL	Wetzel	Big Bird's Bedtime Story
E WILSON	Wilson	What's In The Egg, Little Pip?
E WORMELL	Wormell	Hilda Hen's Search
E ZEVEREN	van Zeveren	That's Mine!

## DVDs

J 791.43 BAB	Baby Looney Tunes – Eggs-Traordinary Adventure
J 791.43 BAC	Backyardigans – Tale Of The Mighty Knights
J 791.43 BES	Best Of Dr. Seuss (Horton Hatches The Egg)
J 791.43 BET	Between The Lions – More Animal Stories (Egg Is Quiet)
J 791.43 BIR	Birds Of A Feather (Chickens Aren't The Only Ones)
J 791.43 CAT	Cat In The Hat Knows A Lot About That – Breeze From The Trees
J 791.43 CUR	Curious George – Egg Hunting
J 791.43 DOR	Dora The Explorer – Egg Hunt

J 791.43 EAS	Easter Basket (Babar – Dino-Egg)
J 791.43 GIG	Giggle, Giggle, Quack (Most Wonderful Egg In The World)
J 791.43 GRE	Green Eggs And Ham
J 791.43 HER	Here Comes Peter Cottontail
J 791.43 MIS	Miss Spider's Sunny Patch Kids
J 791.43 POC	Pocoyo's World (Pato's Egg)
J 791.43 RES	Reschenka's Eggs

#### SOUND RECORDINGS

J 782.42 CATSPAJAMAS	Backseat Driver (Humpty Dumpty)
J RABBIT	Rabbit Ears Treasury Of Fables (Talking Eggs)

This list was updated on October 24, 2017.