

DRAGONS

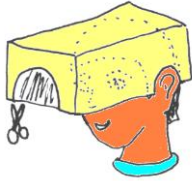
ART

DRAGON MASK

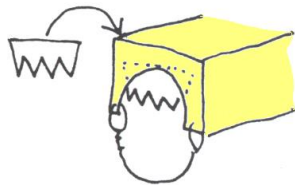
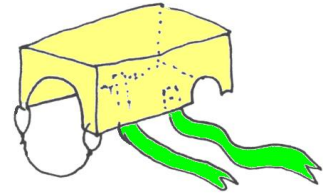
Materials: Empty shoe box, Pencil, Scissors, Glue, stapler

- 2 18 inch pieces of ribbon
- 15 inches lightweight wire
- 1 piece white construction paper
- 2 pieces thin cardboard
- paint
- 2 2-inch Styrofoam balls
- 2 big buttons
- crepe paper (cut into 1-inch strips)

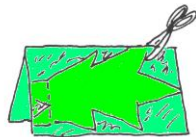
1. Place shoe box on your head so one short side touches the back of your head. Its bottom should touch the top of your head. Mark where your ears are and cut out two small semi-circles so box can rest on your ears. Draw a large semicircle on outside front of box, leaving about 3/4 inch between semicircle and box corners, and cut it out. This is the dragon's mouth



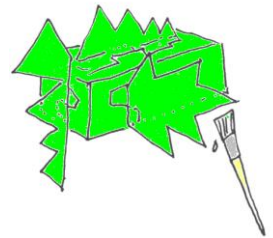

2. Mark where your temples are inside box. Glue and staple one ribbon end to each mark. Poke small hole on each side of mouth. Thread wire through holes and twist ends to secure. Make sure wire loop can move



freely.
3. Cut a row of jagged teeth from construction paper and glue along the inside top of mouth.
4. Fold one cardboard piece in half. On one side, draw a line about 1 inch from the open edge. Draw a spiky dragon's crest above this line and a



few small wedges below it. Keep cardboard folded and cut out 2 identical crests. bend wedges in alternating directions and glue crests to top and back of box. Fold other cardboard piece in half and cut out 2 spiky ears in same way.



3. Paint mask or glue scale-shaped pieces of foil onto mask.




4. Roll a staple 2 small triangles of cardboard into cones and glue to top front of box, one on each side of crest. These are the dragon's nostrils
 5. Cut a small slice off each styrofoam ball to make a flat base. Glue one ball on each side of crest. Glue a button onto each ball to finish eyes.
 6. Make a beard by gluing crepe paper strips to wire and to sides of mask. Trim strips shorter at sides and longer on wire.
1. To be a small dragon, put an old tablecloth or small bed sheet on head, fasten under chin with safety pin and put mask on last, tying the ribbons under chin. To be a big dragon, find a bigger sheet and line several people up under it. The last in line may wag a mop for tail.



KNIGHT'S SHIELD

Cut shield for each child. Have children decorate their shields with their own designs.

CHINESE DRAGON



For each child you will need Orange, purple, yellow, red, blue, and green construction paper, a black marker and scissors and glue. Trace around child's foot on green paper to make dragon head. Cut 2 yellow or white circles for eyes and draw in pupils. Trace around child's hand on red paper to make fire. Cut triangle from green to make tail. For remainder of body, cut paper strips 1" x 5" from a variety of colors. Join the strips in a chain. Glue head and tail to chain.

GAMES

THE DRAGONS ARE COMING

Have students all line up on one side of the gym or field. Pick a dragon, and ask them to stand a few feet away. The rest of the students are villagers. Yell out "The dragons are coming!" Students are to run away from the dragon. If they get tagged, they too become a dragon and have to chase the villagers. Play until all the villagers have become dragons.

CATCH THE DRAGON 'S TAIL

Object of Game: Dragon's "head" tries to catch its own tail.

Number of players: 10 or more

Playing Area: Outside or in a gym

Playing the Game: Form a line and place your hands on the shoulders of the person in front of you. Hold on tight! the first person in line is the dragon's head. The last person in line is the end of the dragon's tail.

The dragon's head tries to catch its own tail. The line will swing back and forth trying to keep away from the head. If anyone lets go of the person in front of him, the tail breaks, and the dragon dies. The line reforms and a new dragon is made, with a different person becoming the dragon's head. If the head catches the tail, then the head stays at the back of the line and becomes the new tail. The person who was second in line at the front is now the new dragon's head.

SNACKS

DRAGON CLAWS

Ingredients:

2 cans refrigerated biscuit dough

green candy sprinkles

1/3 c. peanuts

1. Pat each biscuit into a 3" circle
2. With knife, make five cuts in a circle to form toes.
3. Press one side of the biscuit into green sprinkles.
4. Place claws on cookie sheet, sprinkle side up
5. Push a peanut into each toe.
6. Bake according to package directions.

DRAGON CAKE

Boxed cake mix

1 Marshmallow (cut in half)

5 Gumdrops

1 red licorice twist


Vanilla frosting

1 c. Candy corn

1/2 c. Chocolate chips

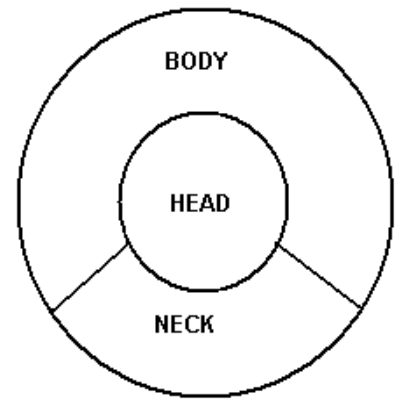
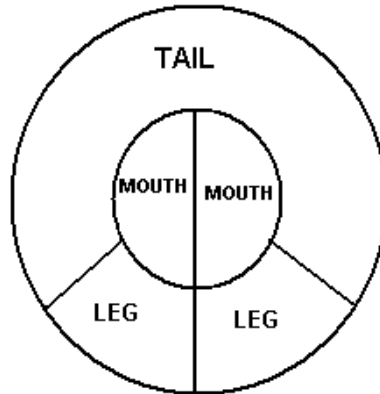
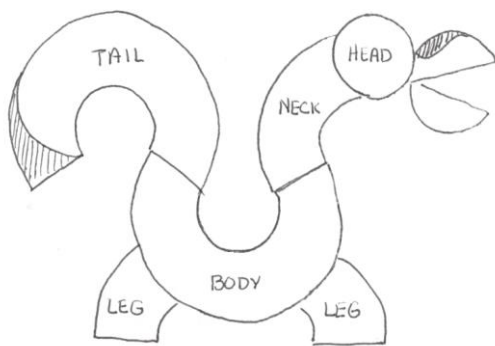
Green food coloring

1. Prepare and bake cake in two 8" round cake pans.
2. Cool completely.
3. Wrap cake in plastic wrap and freeze at least 45 minutes (freezing will help you cut it!)
4. Trace pattern onto wax paper. Cut out wax paper pattern and reassemble on top of



each cake round.

5. Using long knife, cut cake into sections along patterns.
6. Assemble sections into shape of dragon.
7. Tint frosting green by adding drops of green food coloring.
8. Frost connecting sections with green frosting.
9. Trim off shaded areas.
10. Frost entire cake.
11. Push candy corns into top edge of dragon to make scales.
12. Place a marshmallow half on its head to form an eye.
13. Dip chocolate chip in frosting and place on eye to form pupil.
14. Use a gumdrop for a nostril.
15. Cut a 4" piece of licorice twist and fray it on the end by making a few cuts. Push unfrayed end into dragon's mouth to form fire.
16. Push gumdrops on top of dragon's feet to form toe nails.
17. Decorate dragon's body with chocolate chips.

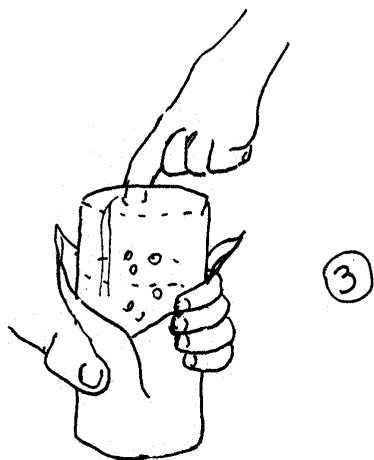
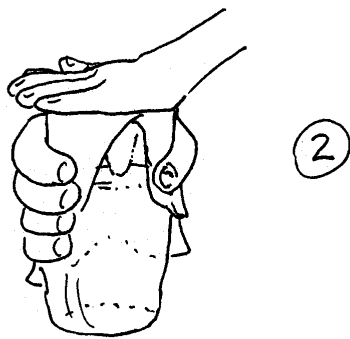
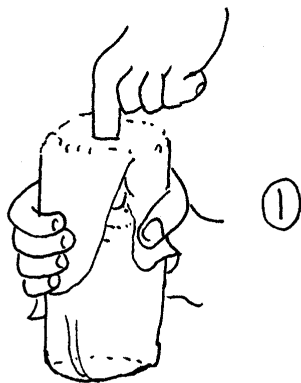


OTHER FUN STUFF

DRAGON BREATH

Tell group that you have Dragon Breath and can heat things up by blowing on them. In fact you can make water boil in a glass just by touching it with your finger--once your finger has been heated up with Dragon Breath!

To perform this trick, you will need a WET handkerchief and a small glass of water that's about two-thirds full



1. Cover glass with handkerchief and push down until cloth touches surface of water (fig. 1)
2. With one hand flat over mouth of glass, wrap other hand tightly around handkerchief near rim (fig 2)
3. Turn glass over quickly. Some water might come out, but most will stay in glass.
4. Remove hand that covered opening, but leave other hand around rim.
5. Breathe "dragon breath" on index finger of free hand. Then push down on top of glass (fig. 3) Water should start bubbling. If not, breathe on your finger again and push harder. Glass must slip down a little for "boiling" effect to happen.

The air pressure coming from outside the glass pushes up on the handkerchief and the water. When you push down on the glass, you create a vacuum. Air is sucked in through the handkerchief to equalize the pressure inside the glass. As the air moves up through the water, it looks as though it's boiling.

FINGERPLAYS

FIVE GREEN DRAGONS

Five green dragons making such a roar.
One danced away and then there were four.

Four green dragons dancing around a tree.
One danced away and then there were three.

Three green dragons dancing around you.
One danced away and then there were two.

Two green dragons dancing in the sun.
One danced away and then there was one.

One green dragon having lots of fun
She danced away and then there were none.

FIVE LITTLE DRAGON EGGS

5 little eggs in a nest on the floor
Out popped a blue dragon, and then there were 4.

4 little eggs in a nest by a tree
Out popped a red dragon, and then there were 3.

3 little eggs in a nest by a shoe
Out popped a yellow dragon, and then there were 2.

2 little eggs in a nest in the sun
Out popped a green dragon, and then there was 1.

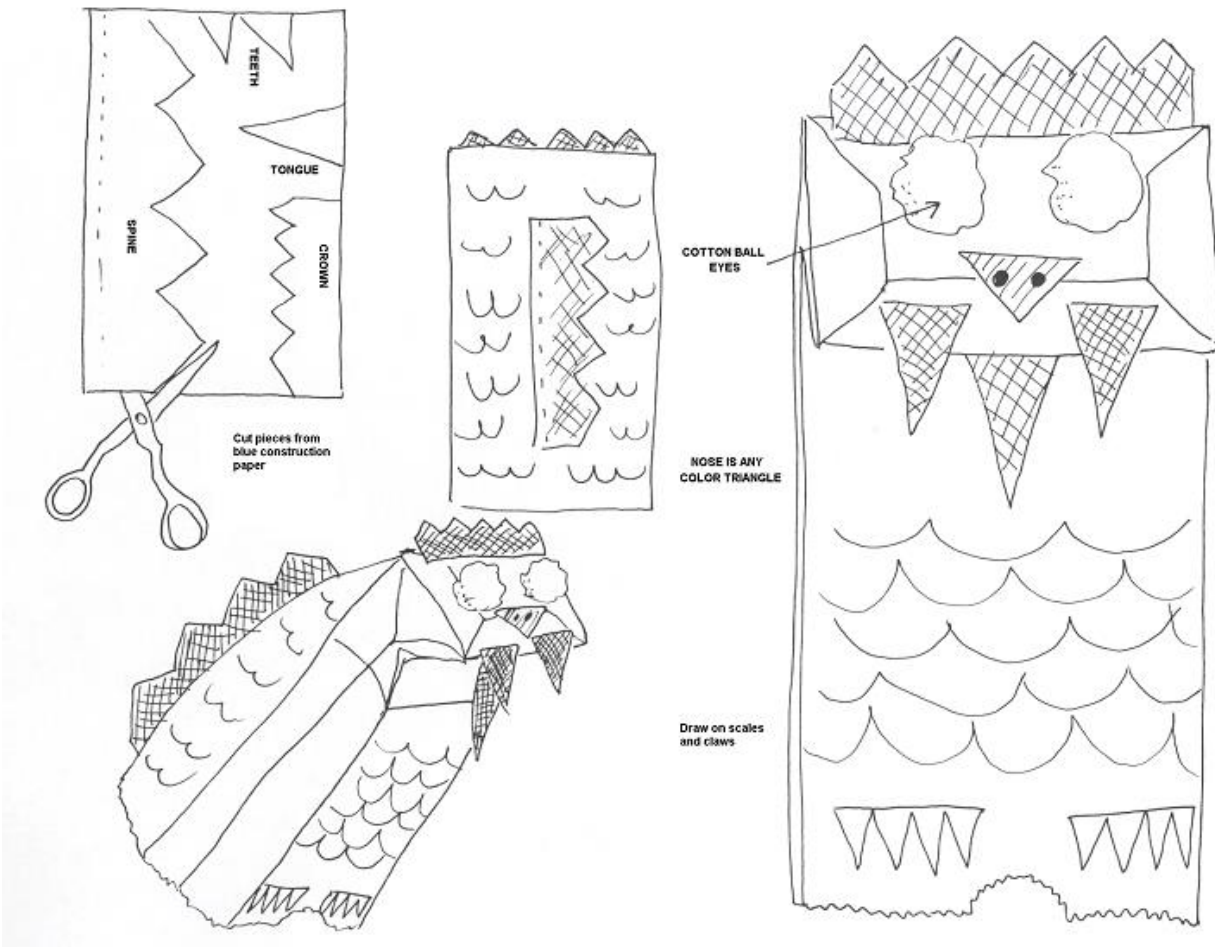
1 little egg in a nest all alone
Out popped a purple dragon, and then there was none.

Copyright...2001 M. Noe & J. Rocco Reprinted by permission

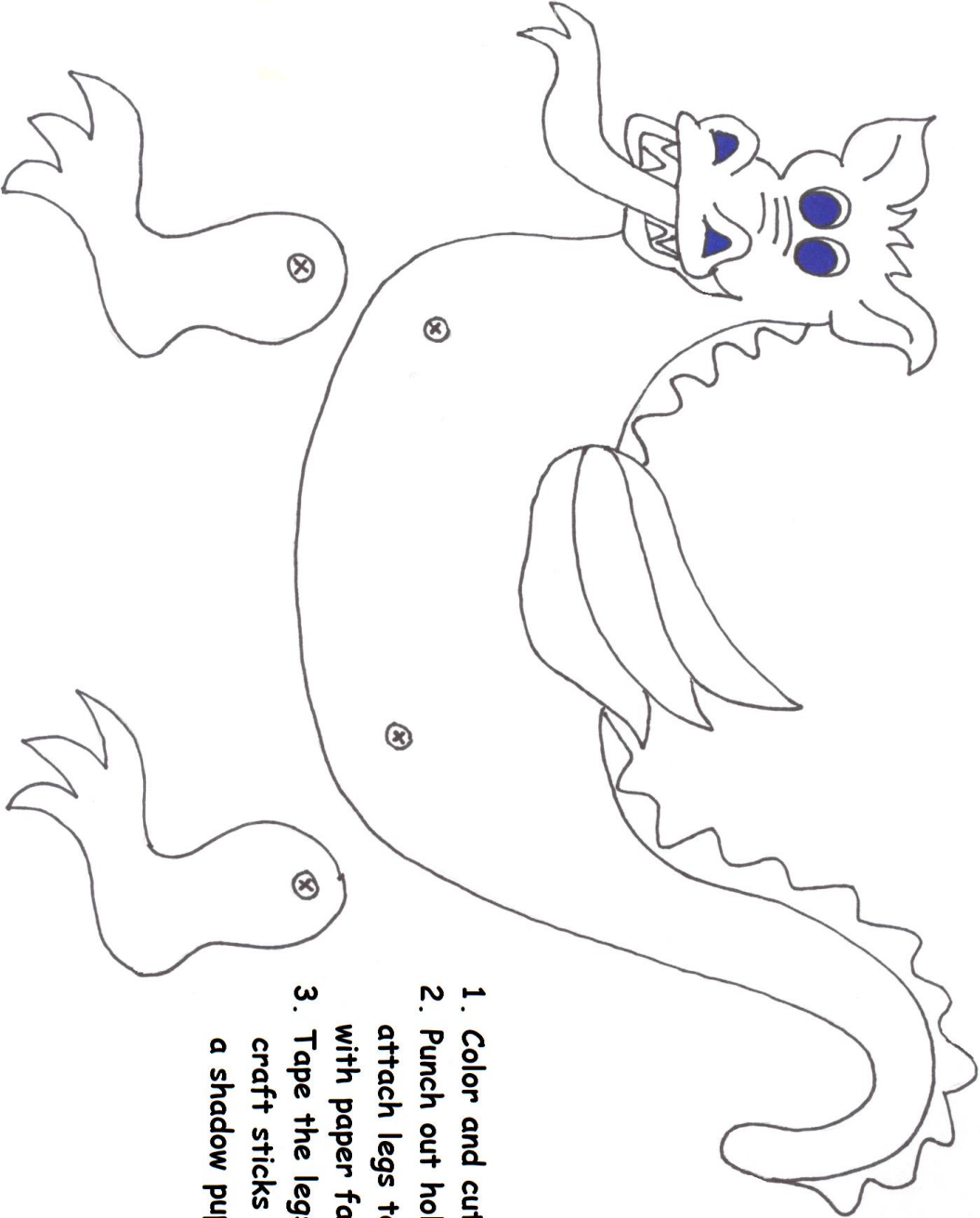
KOREAN DRAGON PUPPET

Note: The Blue dragon is an ancient Korean creation. It is said the blue dragon would protect them from the east.

1. Draw the spine, crown, teeth, and tongue on blue construction paper. Cut a triangle out of another color paper for the nose.
2. Color the whole bag blue.
3. Glue the crown, teeth, and tongue on the bottom part of the paper bag that will be the head, as shown in pattern. Glue on cotton balls for eyes, and triangle nose. Add two large nose dots with a marker.
4. Fold the straight edge of the spine over about 1/2 inch. Glue this folded part to the middle back of the bag. Lift up the spine so that the points stand up.
5. Draw scales on the front and back of the dragon with black marker. Then draw the four claws on each foot on the bottom front.
6. Slip your hand into the puppet and wave your fingers up and down to move the head.



DRAGON STICK PUPPET



- 1. Color and cut out
- 2. Punch out holes and attach legs to body with paper fasteners
- 3. Tape the legs to craft sticks to make a shadow puppet

Dragon Stick Puppet

FIRE-BREATHING DRAGON

Need: 3 x 5 inch squares of red, orange, and yellow tissue paper, Paper towel roll, ruler, scissors, Pencil, glue, poster board, markers, notebook reinforcers

1. Cut a 9 x 11 inch rectangle from construction paper. Glue around paper towel roll
2. For Fin and Tail. Use pattern (fig. 1) Fold construction paper in half, and lay the top of the pattern on the fold. Trace and cut out. Repeat this step with another piece of paper. Glue one end of the tail on the body (Fig 3) then put glue inside the rest of the tail and press it together. Spread glue along the inside bottom edges of the fin. Glue the fin to both sides of the body (fig 4) Cut out a triangle mouth. This dragon has a mouth 2 1/2 inches long and 1 1/4 inches wide.
3. To make legs, copy pattern in fig 2. Trace two sets of legs and two props onto poster board. Cut them out. Fold them on the dotted lines. Color. Glue one set of legs in front, behind the mouth. Glue the other set in back. Glue a prop between each set of legs to make them stronger (fig 5)
4. Decorate the dragon with notebook reinforcers. Use two reinforcers for the dragon's eyes and color the centers black. Draw nostrils and eyebrows.
5. To make fire, spread some glue inside the dragon's mouth. Put the center of each tissue paper in the mouth so the corners are sticking out. Snip the tissue into pointed triangles that look like flames.

FIRE-BREATHING DRAGON (pattern)

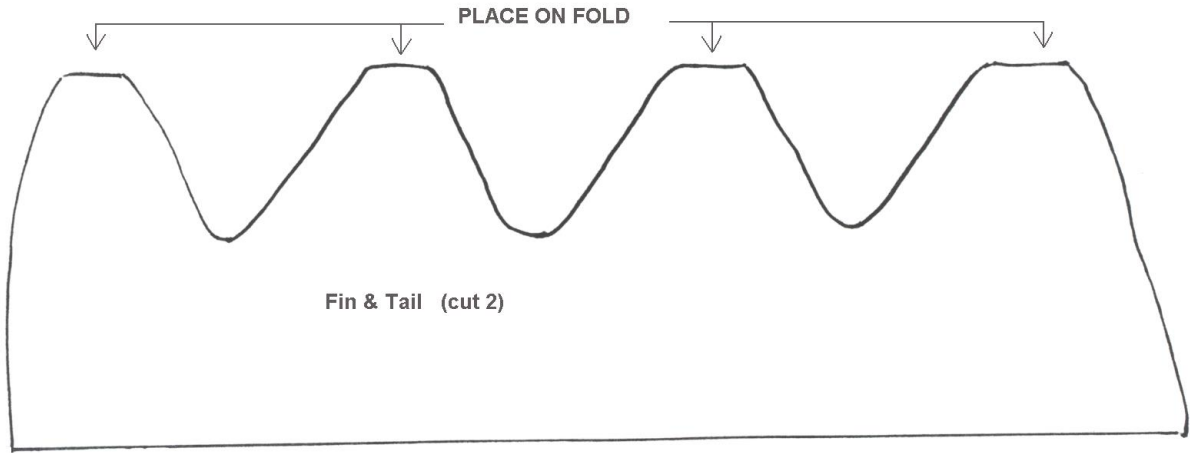


Fig. 1

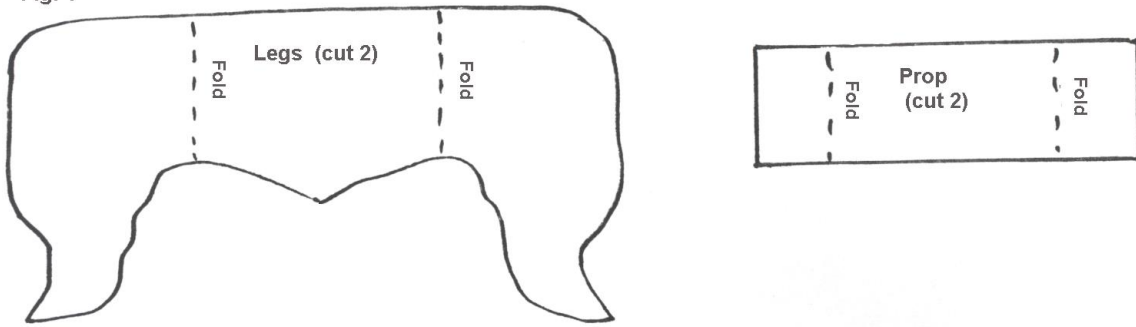


Fig 2

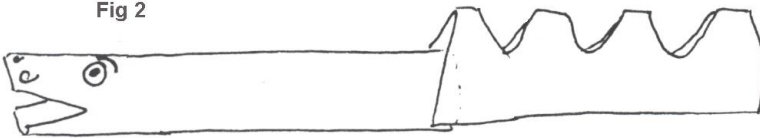


Fig 3

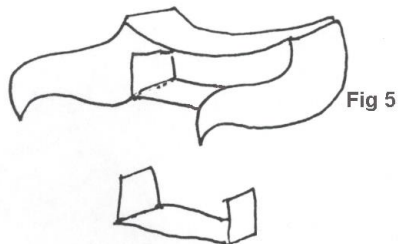
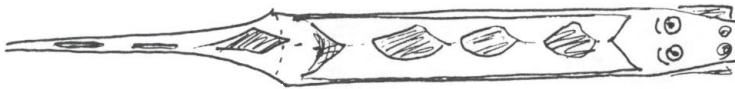


Fig 5

DRAGON BOOKS

J 398.2 HOD	Hodges	Saint George And The Dragon
J 398.2 MCC	McCaughrean	Saint George And The Dragon
J 398.2 ROT	Roth	Brave Martha And The Dragon
J 398.2 SCH	Schechter	Sim Chung And The River Dragon
J 398.2 YAC	Yacowitz	Jade Stone
J 398.21 YEP	Yep	Dragon Prince – A Chinese Beauty And The Beast Tale
J 398.245 PEN	Penner	Dragons
J 398.4 GIB	Gibbons	Behold The Dragons
J 567.9 HOF	Hofer	Thematic Unit – Dragons And Dinosaurs
J 743.87 DOB	Dobrzycki	Art Of Drawing Dragons, Mythological Beasts, And Fantasy Creatures
J 743.87 EGG	Eggleton	Dragons' Domain
J 743.87 STA	Staple	Drawing Dragons
J 745.5 SAN	Sanchez	Dragons And Prehistoric Monsters
J 811 NAS	Nash	Custard The Dragon And The Wicked Knight
J 811 NAS	Nash	Tale of Custard The Dragon
E ASHBURN	Ashburn	Hush, Little Dragon
E AVERBECK	Averbeck	Oh No, Little Dragon
E BAILLIE	Baillie	Dragon Quest
E BAKER	Baker	Old MacDonald Had A Dragon
E BAREL	Bar-el	Not Your Typical Dragon
E BANKS	Banks	Max's Dragon
E BENTLEY	Bentley	King Jack And The Dragon
E BIEDRZYCKI	Biedrzycki	Me And My Dragon
E BIEDRZYCKI	Biedrzycki	Me And My Dragon – Christmas Spirit
E BIEDRZYCKI	Biedrzycki	Me And My Dragon – Scared Of Halloween
E BREAKSPEARE	Breakspeare	Stardragon
E BRILL	Brill	Little Wing Learns To Fly
E CALVERT	Calvert	Princess Peepers Picks A Pet
E CLANTON	Clanton	It Came In The Mail
E COLE	Cole	Princess Smartypants Rules
E COMANOR	Comanor	Dragon Who Wanted To Fly
E DEAN	Dean	Pete The Cat – Sir Pete The Brave
E DEEDY	Deedy	Library Dragon (series)
E DEMI	Demi	Boy Who Painted Dragons
E DELASCASAS	de Las Casas	There's A Dragon In The Library
E DEPAOLA	dePaola	Knight And The Dragon
E DIPUCCHIO	DiPucchio	Dragon Was Terrible
E DOCHERTY	Docherty	Story Book Knight
E DONALDSON	Donaldson	Gold Star For Zog
E DONALDSON	Donaldson	Room On The Broom

E DORMER	Dormer	Sword In The Stove
E DOWNING	Dowining	No Hugs Till Saturday
E DRISCOLL	Driscoll	Duncan The Story Dragon
E DURST	Durst	Roar & Sparkles Go To School
E EHRLICH	Ehrlich	Baby Dragon
E ELLERY	Ellery	If I Had A Dragon
E ENDERLE	Enderle	Good-For-Something Dragon
E EVANS	Evans	Poggle And The Treasure
E FALKENSTERN	Falkenstern	Dragon Moves In
E FALWELL	Falwell	Dragon Tooth
E FLETCHER	Fletcher	Sandman
E FLORIAN	Florian	How To Draw A Dragon
E FUNK	Funk	Dear Dragon
E GEORGE	George	Sparkle
E GLIORI	Gilori	Trouble With Dragons
E GODIN	Godin	How To Dress A Dragon
E GOODHART	Goodhart	Arthur's Tractor
E GORBACHEV	Gorbachev	Dragon Is Coming!
E GORBACHEV	Gorbachev	How To Be Friends With A Dragon
E GRAVETT	Gravett	Again!
E HALE	Hale	Snoring Beauty
E HALL	Hall	Henry And The Kite Dragon
E HAYES	Hayes	Poor Excuse For A Dragon
E HILLERT	Hillert	Dear Dragon (series)
E HOWE	Howe	There's A Dragon In My Sleeping Bag
E JOOSSE	Joosse	Evermore Dragon
E JOOSSE	Joosse	Lovabye Dragon
E KAUFMAN	Kaufman	Young Henry And The Dragon
E KEMP	Kemp	Worst Princess
E KIRK	Kirk	Oh, So Brave Dragon
E KIRSCH	Kirsch	Freddie And Gingersnap (series)
E KLOSTERMANN	Klostermann	There Was An Old Dragon Who Swallowed A Knight
E KNAPMAN	Knapman	Guess What I Found In Dragon Wood
E KNUDSEN	Knudsen	Argus
E KRAUSE	Krause	No Ordinary Family
E KRAUSE	Krause	Oscar And The Very Hungry Dragon
E KRENSKY	Krensky	Spark The Firefighter
E KROLL	Kroll	Super Dragon
E LAMBERT	Lambert	I Won't Get Lost
E LAROCHELLE	LaRochelle	Best Pet Of All
E LEEDY	Leedy	Dragon ABC Hunt
E LIES	Lies	Hamlet And The Enormous Chinese Dragon Kite
E LIGHT	Light	Have You Seen My Dragon?

E LINDENBAUM	Lindenbaum	When Owen's Mom Breathed Fire
E LOEHR	Loehr	Dragon Egg
E LONG	Long	One Drowsy Dragon
E MAYHEW	Mayhew	Knight Who Took All Day
E MAYHEW	Mayhew	Who Wants A Dragon?
E MCCOURT	McCourt	Granny's Dragon
E MCMULLEN	McMullen	Dragon For Breakfast
E MELLING	Melling	Kiss That Missed
E MERINO	Merino	Crocodile Who Didn't Like Water
E MINARIK	Minarik	Little Girl And The Dragon
E MORGAN	Morgan	Dragon Pizzeria
E MORPURGO	Morpurgo	Mimi And The Mountain Dragon
E MUNSCH	Munsch	Paper Bag Princess
E NESBIT	Nesbit	Book Of Beasts
E NESBIT	Nesbit	Deliverers Of Their Country
E NIEMANN	Niemann	Pet Dragon
E PEET	Peet	How Droofus The Dragon Lost His Head
E PENDZIWOL	Pendziwol	No Dragons For Tea – Fire Safety For Kids (And Dragons)
E PENDZIWOL	Pendziwol	Once Upon A Dragon – Stranger Safety For Kids (And Dragons)
E PENDZIWOL	Pendziwol	Treasure At Sea For Dragon And Me – Water Safety For Kids (And Dragons)
E PILKEY	Pilkey	Dragon (series)
E PIPPINMATHUR	Pippin-Mathur	Dragons Rule, Princesses Drool
E PITCHER	Pitcher	Winter Dragon
E POLACCO	Polacco	Graves Family Goes Camping
E POSTGATE	Postgate	Englebert Sneem And His Dream Vacuum Machine
E RAMOS	Ramos	I Am So Handsome
E RAYNER	Rayner	Sylvia And Bird
E ROBERTS	Roberts	Gramps And The Fire Dragon
E ROBERTSON	Robertson	Egg
E ROBERTSON	Robertson	Great Dragon Rescue
E ROBERTSON	Robertson	Dragon Snatcher
E ROBINSON	Robinson	Forgetful Knight
E ROBINSON	Robinson	Where Did All The Dragons Go?
E RUBIN	Rubin	Dragon Loves Tacos
E SALTZBERG	Saltzberg	Would You Rather Be A Princess Or A Dragon?
E SAUER	Sauer	Princess In Training
E SAUER	Sauer	Roar
E SCHAEFER	Schaefer	Dragon Dancing
E SMALLMAN	Smallman	Dragon Stew
E SYKES	Sykes	That Pesky Dragon
E THALER	Thaler	Teacher From The Black Lagoon

E THAYER	Thayer	Popcorn Dragon
E THOMAS	Thomas	Good Knight (series)
E THOMAS	Thomas	Winnie's Midnight Dragon
E TRIMBLE	Trimble	Ord Eats A Pizza
E TUCKER	Tucker	Seven Chinese Sisters
E WELLS	Wells	Max's Dragon Shirt
E WIESNER	Wiesner	Loathsome Dragon
E WILSON	Wilson	Dragon Tooth Trouble
E WILSON	Wilson	Ignis
E WOJTOWYCZ	Wojtowycz	Elephant Joe, Brave Knight
E WORMELL	Wormell	George And The Dragon
E WORMELL	Wormell	George And The Dragon And The Princess
E YOLEN	Yolen	Waking Dragons
E YOUNG	Young	Purple Hair? I Don't Care!

DVDs

J 791.43 DRA	Dragon Tales (series)
J 791.43 DRA	Dragons Love Tacos
J 791.43 ITS	It's A Small World Of Fun (Reluctant Dragon)

This list was updated on October 24, 2017.