

COMMUNITY HELPERS

ART

HEALTHCARE WORKERS

1. COTTON SWAB PAINTING

Use cotton swabs and cotton as painting tools. (tie in with health-care workers)

2. BODY TRACING

Trace children's bodies by having them lie on a large piece of paper. The body can be decorated with crayons and markers.

3. EYE DROPPER PAINTING

Provide eyedroppers, thin tempera paint, and absorbent paper. Designs can be made by using the eyedropper as a painting tool. VARIATION: Prepare water colored with food coloring in muffin tins. Using heavy paper towels with construction paper underneath for protection, children will enjoy creating designs with the colored water.

4. COLLAGES

Make collages using bandages, gauze, tissues, band-aids, and paper towels.

DENTISTS

1. SMILE COLLAGE

Cut out magazine pictures of smiles. (Not whole faces, just smiles.) Glue on paper for a fun collage.

2. GOOD FOR ME

Make a "good food for teeth" collage out of magazines pictures.

3. TOOTHBRUSH PAINTING

Draw a large tooth on a piece of yellow construction paper. Have kids paint the tooth with white paint and a toothbrush.

POSTAL WORKER

1. POSTCARDS

Have children make postcards to send to family and friends. Use Index cards and let children design fronts.

2. MAILBOXES

Materials: Shoe Boxes, decorative supplies, red poster board, paper fastener, scissors, glue. Have each child decorate a shoebox, using construction paper, glitter, paint, etc. Cut a flag out of poster board and attach it to the box with the paper fastener so it can be raised and lowered. Cut a deliver slot in the top. Put the boxes around and encourage kids to correspond with each other. Make sure they raise the flag when they deposit letters!

3. STAMPS

Let children design stamps. Give each child a sheet of paper and have them draw several stamp designs. Turn paper and paint sheet with Sticker solution (below) When dry, use decorative scissors to cut stamps apart and trade with friends. To use stamp, lick and stick!

Sticker Solution:

1 tsp. unflavored gelatin

1-2 tsps cold tap water

½ c. boiling water.

Stir gelatin and cold water together until gelatin dissolves. Stir in boiling water. Cool solution, allowing it to thicken before painting.

FIRE FIGHTERS

1. CRAYON MELTING

(Use in conjunction with fire safety...shows effect of heat)

Scrape shavings of old crayons onto waxed paper. Cover with another sheet of waxed paper and apply warm iron to melt crayons.

2. CHARCOAL PICTURES

Provide real charcoal at easels to be used as drawing tools.

3. NOODLE HOSES

Kids can make fire hoses by stringing manicotti noodles. Give kids different lengths of string or yarn. Tie a knot in one end and wrap masking tape around other end to make stringing easier. When hose is complete, tie knot to hold noodles in place.

4. DESIGN A DALMATIAN

Dalmatians are born white and develop spots later. Cut a dog shape out and let children design their own spotted dogs. Use an unsharpened pencil with an eraser. Have the children dip the eraser in an ink pad then press onto dog patterns.

5. FIRE PAINTING

Draw a simple house pattern on construction paper. Put a drop of yellow and a drop of red food coloring placed in the windows. Take a straw and blow the food coloring around the window frames to make the appearance of fire. Allow children to draw fire trucks coming to the rescue.

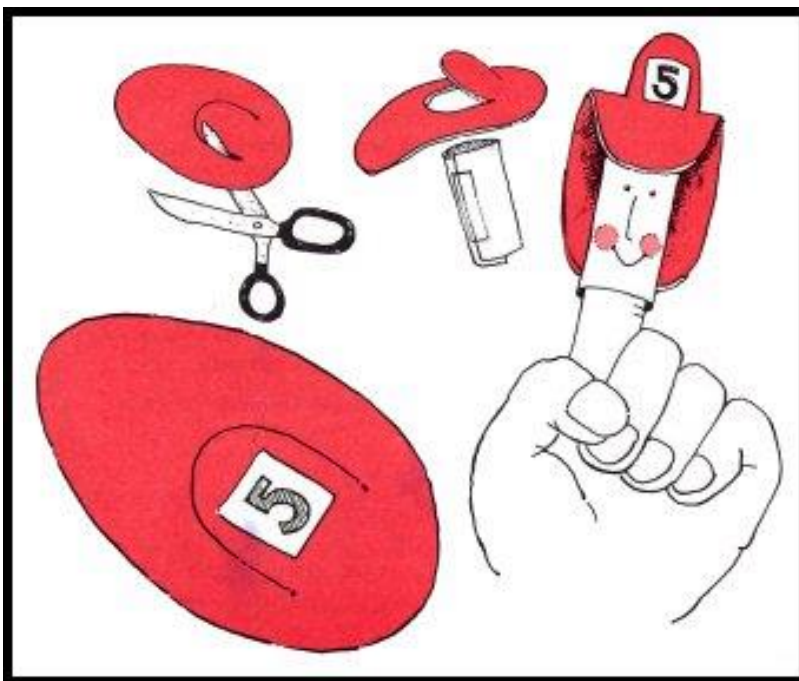
6. FIRE FIGHTER FINGER PUPPETS

White paper, scissors, glue or tape, red construction paper, black & red markers

Cut a rectangle measuring 2 1/2" x 3 1/2" out of white paper. To form cylinder, wind the rectangle around your finger. Remove from finger and glue or tape the cylinder together.

Reproduce the hat pattern to left. Cut out and trace on red construction paper. This will be the firefighter's hat. Put scissors through the paper or felt; cut out the arc shape.

Glue the front of the hat and the back onto the cylinder, the arc extending out. (see illustration)



Add firefighter's features on the cylinder using a black marker and shade the cheeks with a red marker. Write the fire squad number (1 to 10) on a small white square and glue it to the arc.

Make a firefighter finger puppet for each finger.

CARDBOARD BOX FIRE ENGINE

Remove top and bottom of cardboard box

Paint box red.

Paint 4 paper plates black

Cut 2 headlights from white paper

Cut Fender from white paper

Cut windows and windshield from blue paper

Cut 2 ladders from brown paper

Cut 2 hoses from black paper

Glue all pieces to box.

Cut 2 shoulder straps from cord or heavy material and staple to box.

Allow children to wear the box and walk around room



GAMES

GENERAL HELPERS

1. CHARADES

Teacher starts by pretending he is doing an occupation. Let the children guess. If they guess, let them take turns doing an occupation for the others to guess.

FIRE FIGHTERS

1. BOOT RELAY

Borrow old fire boots or provide old rubber rain boots. Divide the children into teams of 4 or 5. Use masking tape or chalk to make a starting line and a goal line. At the sound of a bell, first child from each team runs to goal and back wearing the fire boots. He removes boots and gives them to next child who puts them on and runs same course. When everyone is finished, game is over.

POSTAL CARRIERS

1. MAIL IT

Play a variation of Duck, Duck, Goose. Have children sit in a circle. Have one child hold an envelope and walk around the circle saying, "letter" as he taps each child on the head. When he gets to the one that he wants to chase him, have child drop letter and say, "Mail it!" Then they both run around the circle until they return to the letter. The chaser gets to mail the letter next.

NOTE: "Duck, duck, goose" also works well using "Doctor, doctor, Nurse!"

SONGS

FIRE FIGHTERS

1. NEVER PLAY WITH MATCHES (to tune of "Frere Jacques")

Never, never play with matches,
If you do, if you do,
You might burn your fingers, you might burn your fingers,
Shame on you, shame on you.

Never, never play with matches,
If you do, if you do,
You might burn your house down, you might burn your house down,
Shame on you, shame on you.

We would never play with matches, and it's true,
Yes it's true. We are fire helpers, we are fire helpers
Yes it's true, yes it's true.

2. FIRE SAFETY SONG (to tune of "Do you know the Muffin Man")

Do you know the fireman, the fireman, the fireman,
Do you know the fireman, He is a friend to us.
Learn to dial 9-1-1, 9-1-1,9-1-1
Learn to dial 9-1-1 if you have a fire.
Learn to stop and drop and roll, stop drop and roll, stop drop and roll
Learn to stop and drop and roll, if your clothes catch fire.
Learn to crawl under smoke, under smoke, under smoke,
Learn to crawl under smoke, so you will be safe.

3. DOWN BY THE FIRE STATION (to tune of "Down by the station")

Down by the station early in the morning,
See the great big fire trucks all in a row.
Hear the jangly fire bell sound a loud alarm now...
Chug chug, clang clang, off we go!

Down at the firehouse early in the morning
You can see our clothes hanging in a row.
When there is a fire, we can dress real fast
Boots, jackets, hats, gloves, off we go!

4. I AM A FIRE FIGHTER (to tune of "I'm a Little Teapot")

I am a fire fighter dressed in red.
With my fire hat on my head
I can drive the fire truck, fight fire too.
And help to make things safe for you.

5. FIRE FIGHTERS (to tune of "Pop Goes the Weasel")

Down the street the engine goes
The firemen fight the fire.
Up the ladder with their hose
Out goes the fire!

6. WHEELS ON THE FIRE TRUCK (to tune of "The Wheels on the Bus")

The wheels on the truck go fast, fast, fast,
Fast, fast, fast. Fast, fast, fast.
The wheels on the truck go fast, fast, fast,
When there's a fire.

The siren on the truck goes woo, woo, woo
Woo, woo, woo. Woo, woo, woo.
The siren on the truck goes woo, woo, woo
When there's a fire.

(more verses)

The hose on the truck goes squirt, squirt, squirt...
The ladder on the truck goes up and down...
The firefighters help to put the fire out...

7. I FOUND MATCHES (to tune of "Skip to my Lou")

I found [matches] what do I do?
I found [matches] what do I do?
I found [matches] what do I do?
Tell me what to do!

Give them to a grown-up that's what I'll do!
Give them to a grown-up that's what I'll do!
Give them to a grown-up that's what I'll do!
Give them to a grown-up!

8. BIG RED FIRE TRUCK (to tune of “Twinkle, Twinkle, Little Star”)

Big red fire truck, ladder on the top,
Going to a fire where it will stop.
Long curving hose carried about,
Splashing water from its spout.
The fire and smoke are going away,
Now it's time to shout HURRAY!

9. FIRE SAFETY SONG (to tune of: “Popeye The Sailor Man”)

I'm Fire Safety Sam. (ruff, ruff)
I'm Fire Safety Sam. (ruff, ruff)
Please test smoke detectors
'Cause they're home protectors.
I'm Fire Safety Sam.(ruff, ruff)

Substitute lines 3 and 4 with new verses:

It's important to say...
With matches, don't play.

If there's smoke you should know,
You'd better crawl low.

Have a fire escape plan
Every family can.

If there's a fire, get out.
use your escape route.

Go to a neighbor's when alone,
Then call 9-1-1 on the phone.

Clothes on fire? Here's your goal:
First stop, then drop, and roll!
*replace matches with lighter for 2nd verse

10. STOP, DROP, AND ROLL (to tune of “Farmer in the Dell”)

Stop, drop and roll.
Stop, drop and roll
If you clothes should catch on fire
Stop, drop and roll

11. I'M A BIG RED FIRE TRUCK (to tune of "I'm a Little Teapot")

I'm a big red fire truck long and stout
When I am needed, I roar and shout.
People love to see me rush about.
Just turn me on and head me out.

I'm a big red fire truck stout and long.
Here is my ladder, tall and strong.
When I get a call you'll hear my song.
Just climb aboard and turn me on.

12. 9-1-1 (to tune of "Frere Jacques")

There's a fire, there's a fire,
9-1-1, 9-1-1
Call the fire department, call the fire department
9-1-1, 9-1-1

13. ONE FIREFIGHTER WENT OUT TO SPRAY (to tune of "One Elephant Went Out to Play")

Have 1 child hold long rope for fire hose. Sing song. When the words indicate the friend is called, have child pick another to join him on the hose. When all kids are on hose, sing last verse.

[One] firefighter went out to spray
Water on a red-orange flame one day.
The fire got big and hot that day.
So he called a friend to help him spray.

All the firefighters went out to spray
Water on a red-orange flame one day.
The big, hot fire was soon put out
By the brave firefighters, without a doubt.

POLICE OFFICERS

1. I AM A POLICEMAN (to tune of "I'm a Little Teapot")

I am a policeman with my star.
I help people near and far.
If you have a problem, call on me.
And I will be there 1, 2, 3.

2. TRAFFIC LIGHT (to tune of "Twinkle, Twinkle, Little Star")

Twinkle, twinkle, traffic light (form circle shape with hands)
Shining on the corner bright,
Stop shines red, (hold hand out in "stop" motion)
Go is green (walk in place)
Slow-down yellow's in between, (walk slowly to a stop)
Twinkle, twinkle, traffic light (form circle shape with hands)
Shining on the corner bright.

3. TRAFFIC COP (to tune of "Do Your Ears Hang Low?")

Do you drive a car
With a flashing light on top?
When you hold up your hand,
Does the traffic have to stop?
Can you blow a whistle loud,
Standing straight and tall and proud?
You're our friend, the traffic cop.

4. POLICEMAN (to tune of "Mary Had a Little Lamb")

The policeman walking down the street,
Down the street, down the street,
The policeman walking down the street,
I wonder who he'll meet.

BUS DRIVERS

1. THE WHEELS ON THE BUS

The wheels on the bus go 'round and 'round
'Round and 'round, 'round and 'round
The wheels on the bus go 'round and 'round
All through the town.

The people on the bus go up and down...
The money on the bus goes clink, clink, clink...
The driver on the bus says, "Move on back,"...
The children on the bus say, "Yak, yak, yak,"...
The mothers on the bus say, "Shh, shh, shh,"...
The wipers on the bus go swish, swish, swish...
The horn on the bus goes honk, honk, honk...

VARIATION....take a pretend trip around town. Begin by singing first verse of "The Wheels on the Bus." After singing say, "First stop, the library. Everyone out and we'll choose books

for the classroom. (talk about library) All aboard for the next stop." Sing the second verse and say, "Second stop, police station. Everyone off and we'll talk to the police officers." Continue until you have been all around town.

HEALTH CARE WORKERS

1. THE DOCTOR IN THE CLINIC (to tune of "Farmer in the Dell")

The doctor in the clinic,
The doctor in the clinic,
Hi-ho the derry-o,
The doctor in the clinic,

The doctor takes a nurse...
The nurse takes a patient...
The patient gets help...
The patient gets better...

2. TO THE HOSPITAL (to tune of "Frere Jacques")

To the Hospital, to the hospital,
We will go, we will go
We will see the doctors
We will see the nurses
Dressed in white, dressed in white.

3. TO THE HOSPITAL (to tune of "Mulberry Bush")

This is the way we go to the hospital (Pretend to drive)
Go to the hospital
Go to the hospital
This is the way we go to the hospital
If we are sick in the morning.

Additional verses

This is the way we wait at the hospital... (sit and make fidgety wiggling movements)
This is the way they take our pulse... (put fingers of one hand on wrist of other)
This is the way they check our blood... (pretend to prick finger)
This is the way they hear our heart... (Pretend to use stethoscope and move it around)
This is the way they take an x-ray...(Pretend to take picture)
This is the way they put on a cast...(pretend to put on cast)

4. I'M HAPPY I'M A DOCTOR (to tune of "My Bonnie Lies Over the Ocean")

I'm happy that I am a doctor
I help to make people well
I'm happy that I am a doctor
It makes me feel just swell.
I am a doctor,
I help to make people well, well, well.
I am a doctor,
I'm happy, can't you tell?

DENTIST

1. DR. DENISE THE DENTIST (to tune of "Rudolph the Red-nosed Reindeer")

Dr. Denise the Dentist
Helps me keep my teeth so white.
Dr. Denise the Dentist
Teaches me to brush just right.
Dr. Denise the Dentist
Always wears a super smile.
Dr. Denise the Dentist,
I'll be your friend a long, long while

POSTAL WORKERS

1. MAILING LETTERS (to tune of "The Mulberry bush")

This is the way we mail a letter,
Mail a letter, mail a letter.
This is the way we mail a letter,
So early in the morning.

2. LET'S PRETEND (to tune of "Did you every see a lassie...")

Let's pretend we are all mail carriers,
Mail carriers, mail carriers,
Let's pretend we are all mail carriers,
We'll have so much fun.
We'll carry the letters and put them in boxes.
Let's pretend we are all mail carriers,
We'll have so much fun.

3. MAIL, MAIL, MAIL (to tune of "Three Blind Mice")

Mail, mail, mail.
Mail, mail, mail.
All kinds of mail.
All kinds of mail.
Cards, bills, letters, and coupons to share.
Boxes and magazines handled with care.
Mail is delivered by foot, truck, and air.
Mail, mail, mail.

OTHERS

1. I AM A FINE ELECTRICIAN (to tune of "My Bonnie Lies Over the Ocean")

I am a fine electrician
I help to bring you light
I hook up the wires to lamps
I make your world so bright.
Light, light, light, light
I help to bring you light, light, light
Light, light, light, light
I make your world so bright!

2. I AM A GARBAGE COLLECTOR (to tune of "My Bonnie Lies Over the Ocean")

I am a garbage collector
I pick up the bags and the cans
I help keep the city clean
And that makes a cleaner land
Land, land, land, land
I help make a cleaner land, land, land.
Land, land, land, land
I help make a cleaner land.

3. OLD MAN GROCER (to tune of "Old MacDonald")

Old Man Grocer has a store, yes siree, he does.
And in that store he has some carrots, yes siree, he does.
With a crunch, crunch here, and a crunch, crunch there.
Here a crunch, there a crunch, everywhere a crunch crunch.
Old Man Grocer has a store, yes siree, he does.

Juice.....gulp, gulp;
popcorn.....pop, pop;
ice cream.....lick, lick

4. HELPER SONG (to tune of “The Farmer in the Dell”)

The firemen are brave.
The firemen are brave.
Heigh-ho what do you know,
The firefighters are brave.

Other verses--

Barbers cut our hair.
Doctors keep us well.
Dentists check our teeth.
Bakers bake our bread.
Policeman keep us safe.

5. GARBAGE MAN (to tune of “Do You Know the Muffin Man?”)

Garbage man, garbage man, he picks up the garbage can
Drops the trash in his garbage van
Then he drives away
Takes the trash to the dump, drops it out in a great big lump
Drives away bumpity-bump He's the garbage man!

6. VETERINARIAN (to tune of “Clementine”)

I'm a vet, I'm a vet,
I'm a veterinarian.
I take care of the animals,
And I treat them one by one.

I give shots, I set legs,
And sometimes I operate.
I take care of the animals,
'Cause I think they are just great.

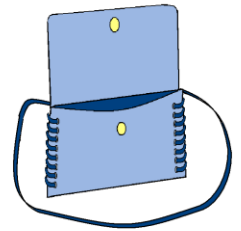
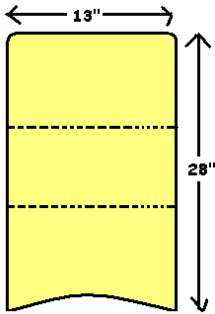
Bring your dogs, bring your cats,
Bring your hamsters one by one.
I take care of the animals,
I'm a veterinarian.

OTHER FUN STUFF

POSTAL WORKER

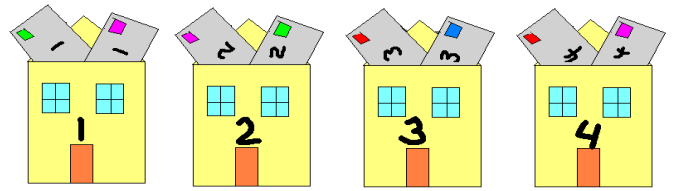
1. Make mailboxes for each child's chair by folding a large piece of construction paper into a pouch and taping it together. Write child's name on mailbox. Write child's name on envelopes. Let children cut magazine pictures or draw special pictures for others and deliver them to mailboxes.
2. Print each child's name on envelope. Give each child a matching name card to hold up. With children sitting in a circle, have them take turns delivering the mail - matching envelope to name card. Surprise gifts could be placed in envelopes, such as a pressed flower, a sticker, a picture, etc.
3. Provide variety of writing materials. Include different colors of paper, writing tools, and envelopes. The children can dictate a letter to a friend or a family member. After all interested children have completed dictation, stick on stamps and walk to the nearest mailbox and mail them.

4. In dramatic play area, put mailbox, hats, mail carrier bags, rubber date stamps, and a letter scale. To make bag, cut a brown grocery bag into a 13" x 28" piece. Have children crumple paper to give it a leather look. Pain paper with blue watercolor and let dry. Fold bag where dotted lines indicate. Punch holes along each side of bag. Let child lace yarn through holes to sew bag together. Help child tie on strap with more yarn. Add Velcro dots to close flap.



5. Put a variety of letters, boxes, stamps, and a scale in the science area. The children can weigh letters and packages.
6. Write a letter to yourself or a child in the group. Mail it to your address and count how many days it takes to get back.
7. Take a walk and see how many different kinds of mailboxes you can see.
8. Now is a good time for the kids to learn their address.
9. Mailbox math. Use several shoeboxes. Number them 1-10. Collect many different types of envelopes and have children mail correct number.
10. Package sorting. Prepare several different sizes of boxes or letters. Have children sort them by size or color

11. Mail call – Cut several large manila envelopes into house shapes, leaving the opening of the pocket as shown. Draw windows and doors and number each house. Staple houses to bulletin board. Label several envelopes with numbers. Let the kids sort the mail and then deliver it by inserting each into the proper house.



HEALTH CARE WORKERS

1. Place variety of unbreakable thermometers in science area. Try candy, meat and outdoor thermometers. Also include strip thermometer that can be safely used on children's foreheads.
2. See if personnel at a local hospital can save you a clean cast. Let children observe materials, try them on, and feel their weight.
3. Make a prop box for nurse and doctor in play area. Include a white coat, thermometer, gauze, tape, masks, eye charts, cot, blanket, pencil and paper, stethoscopes, etc. Place in dramatic play area.
4. Invite a nurse or doctor to visit your class. Encourage them to talk about their jobs and show their tools.
5. Make get-well cards to send to local hospital.
6. Tear old sheets into 2 by 24 inch strips. Set out the strips and several teddy bears. Let the children bandage the bears.

DENTIST

Make toothpaste. Mix 4 teaspoons baking soda, one teaspoon salt, and one teaspoon peppermint flavoring. Add just enough water to form thick paste.

Cut the bottoms off large plastic soda bottles and turn them upside down. They look like teeth! Secure 12 or so together and spray them with shaving cream. Give kids toothbrushes to brush the "teeth" clean.

VETERINARIANS

Place stuffed animals and doctor's tools in dramatic play area.

EYE DOCTOR CLINIC

Ask local eye doctor for discontinued eyeglass frames. Place the frames with a wall chart in the dramatic play area.

FIRE FIGHTER

1. Place fire-fighting clothes in dramatic play area. Put in boots, hats, coats. A vacuum cleaner hose or garden hose can be included for water hose as well as a bell as an alarm.
2. Units on fire fighters provide good opportunities to practice fire drills and the "stop, drop, and roll" drill. Also teach the kids to "fall and crawl" to demonstrate crawling low under smoke.
3. Make a fire truck from a cardboard refrigerator box.
4. Invite the fire station to visit school. Or take a field trip!
5. Make a fire fighter's obstacle course. Let children follow string or piece of tape under chairs and tables, over steps and across ladders. For extra fun, have them drag a length of garden hose to be fire fighters.
6. Tour your class or building looking for fire extinguishers, emergency alarms, and exits. Also look for fire hazards.
7. Target practice: Fire fighters must know how to aim the fire hose at the source of the fire. Children will enjoy using empty squirt bottles to shoot water targets. Try knocking paper cups off a ledge. For more fun, draw a "fire" with colored chalk on the wall and let kids shoot it out with water.
8. Stop, Drop, and Roll: Explain to the children that if their clothes ever catch on fire, they should "stop, drop, and roll." Demonstrate the proper technique in the classroom. Next, take them outside. Pin an inflated balloon on their backs and yell "STOP, DROP, and ROLL!" The children should roll until their balloon breaks or the whistle blows. This helps them understand that they cannot just roll once!
9. Rainy day Stop, Drop, and Roll alternative: Use felt flames on the children's backs.
10. Teach the phrase "Fall and Crawl" to escape from the smoke. Use a bed sheet and allow two children to the sheet on each end. The children can "shake" the sheet up and down to represent smoke. The other children take turns crawling under the sheet on their hands and knees to escape.
11. Use a play phone to practice calling 9-1-1. This is a good time to reinforce phone numbers and addresses.

12. Make a list of fire safety rules on chart paper.


13. Create a class book about Fire Safety.

14. Label blank Dalmatian dogs with numbers 1-10. Children add the correct number of spots.

15. Make Fire Helmets. Use an oval piece of red construction paper.



16. Fireman jump... Lay a ladder on floor and let kids jump between the rungs. Option: Lay numbers in the spaces and have kids say them as they jump. Support those kids who are not as coordinated as they jump.



17. Bucket Brigade... Divide the class into two teams and have the students in each team form a line. For each team, set one large bucket filled with water at one end of the line, and an empty bucket at the other end of the line. Give each team a large cup. Explain that, when playing the game, the children cannot move from their positions. Members from each team have to work together and use the cup to pass water from the full bucket to the empty one. The first team to move all of its water to the empty bucket wins!

SNACKS

POLICE OFFICERS

1. TRAFFIC SIGN SNACKS

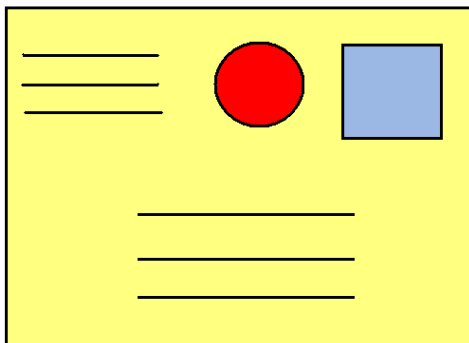
Stop signs: use 8-sided crackers, peanut butter and red jam to make stop signs.

Yield signs: Use triangle crackers, and Swiss cheese to make yield signs

Traffic lights: Use rectangular crackers, strawberries, yellow cheese, green olives. Slice into circles and let children put on crackers.

POSTAL WORKERS

1. EDIBLE ADDRESSES



In advance, make placemats for kids resembling envelopes. Make lines for addresses, circle for postmark, and square for stamp. During snack time, have children put their drink on the postmark, a soda cracker on the stamp, and give them a scoop of Alphabet cereal to make letters on the address lines.

FIRE FIGHTERS FIRE FIGHTERS

1. FIRE FIGHTERS BAKED BEANS

Fire fighters usually cook their meals in the fire station. It must be fast to cook and easy to set aside if an alarm comes in. Buy a can of baked beans and add catsup. Cut up hot dogs into the beans, heat and eat.

2. FIREHOUSE BREAKFAST (shake and make pancakes)

1 two quart jar with lid 1 1/3 C. Milk
2 eggs 1 tsp baking powder
1 Tbs Vegetable oil 1 C whole wheat flour
spray oil

1. Pour milk and eggs into jar.
2. Screw on lid and shake until mixed
3. Add baking powder and oil.
4. Screw on lid again and shake.
5. Spoon in flour and shake
6. spray skillet with oil and cook pancakes

3. BOWWOW DALMATIAN CHOW

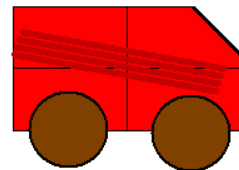
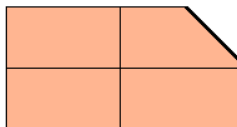
1/4 cup Kellogg's cracklin' oat bran
1/4 cup miniature marshmallows
1/4 cup chocolate chips

Combine all ingredients
Spoon onto paper plates and have a Dalmatian snack

4. FIRE TRUCKS

1 graham cracker
red frosting
2 Oreo cookies
1 licorice stick

Cut corner off cracker to make windshield.
Frost cracker
Add Oreos for wheels and licorice for ladder.



FINGERPLAYS

MISS POLLY'S DOLLY

Miss Polly had a dolly that was sick, sick, sick. (cradle arms and look sad)
She called for the doctor to come quick, quick, quick. (clap three times)
The doctor came with his coat and hat. (point to shirt and head)
And knocked on the door with a rap, rap, rap. (pretend to knock)
He looked at the dolly and he shook his head. (shake head)
And he said, "Miss Polly, put her straight to bed." (shake finger)
Then he wrote on a paper for some pills, pills, pills. (pretend to write)
"I'll be back in the morning with my bill, bill, bill!" (hold hand out like waiting for cash.)

FIREFIGHTERS AT WORK

Can you hear the siren? (Cup right hand to ear.)
Listen to it scream!
Can you hear the fire bell? (Cup left hand to ear.)
Do you know what they mean?
Here come the firefighters. (Run in place.)
Listen to them shout! (Cup hands around mouth.)
Pour on water! Pour on water! (mouth cupped, shout)
Put the fire out! (Shout and pretend to squirt water from hose.)

FIRE FIGHTERS

Down at the firehouse
Early in the morning
You can see our clothes
Hanging in a row.
When there is a fire
We dress very quickly,
Boots, jackets (touch feet, then shoulders)
Hats, gloves, (touch head, then hands)
Off we go!

10 BRAVE FIRE FIGHTERS

Ten brave fire fighters sleeping in a row. (fingers curled to make sleeping men)
Ding, dong, goes the bell (pull down on "cord")
And down the pole they go. (with fists together, make hands slide down.)
Off on the engine, oh, oh, oh! (pretend to steer very fast)
Using the big hose, so, so, so. (make nozzle with fist)
When all the fire's out, home so slow.
Back to bed, all in a row.

10 LITTLE FIREFIGHTERS

10 little firefighters (hold up 10 fingers)
Sleeping in their beds. (Lay head on hands)
"Ding!" went the bell, (ring bell)
And down the pole they slid. ("slide" down pole")
They raced to the fire (run fingers across palm)
And put out all the flames. ("squirt" hose)
Then the 10 little firefighters (hold up 10 fingers)
Went back to bed again. (lay head on hands)

5 FRIENDLY FIRE FIGHTERS

(hold up fingers and bend down 1 by 1)

Five friendly fire fighters standing near the door
One washes the fire engine, now there are four
Four friendly fire fighters waiting patiently
One fixes the hoses, now there are three.
Three friendly fire fighters have a lot to do,
One climbs up a ladder, now there are two.
Two friendly fire fighters exercise and run,
One cooks some dinner, now there is one.
One friendly fire fighter, all the work is done,
This one goes to bed, now there are none.

FIRMAN THE FIREMAN

Firman the Fireman! I need you! Come quick! (cup hand to mouth & make "come on" motion)
Something is burning! The smoke's getting thick! (Fan smoke and cough)
Do bring the hose: and, of course, wear your hat! (Squirt "hose")
And you'll have the fire out in four minutes flat! (Raise up four fingers)

THE DENTIST

If I were a dentist, I know what I would do. (Point to self.)
I'd tell all the children, "Brush your teeth." (Imitate brushing teeth.)
"Keep a smile like new." (Make a big smile and point to lips.)
And if a tiny hole should show,
I'd say, "Climb into my chair." (Make circle with fingers.)
I'd make my little drill go buzzzzzzzzzz,
And put a filling there! (Point to teeth.)

FIVE LITTLE LETTERS

(hold up fingers and bend down after each letter)

Five little letters lying on a tray.
Mommy came and took the first away.
Daddy said, "This one's for me!"
I counted them twice, now there were three.
Brother Bill asked, "Did I get any mail?"
He found one and cried, "A letter from Gail."
My sister Jane took the next to the last
And ran upstairs to open it fast.
As I can't read, I can not see,
Who the last one is for, but I hope it's for me!

THE MAIL CARRIER

I come from the post office (walk)
My mail sack on my back (pretend to carry sack)
I go to all the houses (pretend to go to house)
Leaving letters from my pack (pretend to drop letters into mailbox)
One, two, three, four (hold up fingers)
Who are these letters for? (hold up letters)
One for John. One for Lou (pass out letters)
One for Tom, and one for you! (pretend to pass out letters)

TRAFFIC POLICEMAN

The traffic policeman holds up his hand (hold hand up, palm outward)
He blows his whistle, (pretend to blow whistle)
He gives the command (hold up hand again)
When the cars are stopped, (hold up hand again)
Hew waves at me (wave with other hand)
Then I may cross the street, you see

DIAL 911

Dial 9-1-1 (pretend to dial)
Dial 9-1-1
You'll hear them say
That Help's on the way.
If you need help, you know what to do--
Call the police and the firehouse, too.
Just dial 9-1-1, that's what you do.
Dial 9-1-1.

POLICEMAN

This is a car driving down the street (right fist travels down extended left arm)

Here's a policeman walking his beat (right index and middle fingers walk down left arm)

Now he is checking the stores at night

To see that the stores are locked up tight (right index finger and thumb turn key in keyhole formed by crook of little finger of left hand, other fingers in a fist)

And this is the friendly traffic cop, (left hand in fist, index finger straight up)

Who tells the cars when to Go and Stop! (on "Go" finger beckons, on "Stop", raise fist)

When cars get in a traffic jam (jam fists together)

He helps them better than anyone can. (left index finger as cop stands erect)

POLICE OFFICERS

(fold down fingers 1 at a time)

5 police officers standing by the door

1 became a traffic cop; then there were 4.

4 police officers watching over me

1 took home a lost boy, and then there were 3.

3 police officers dressed all in blue

1 stopped a speeding car, and then there were 2.

2 police officers, see how fast they run!

1 caught a bad man, & then there was 1.

1 police officer saw smoke far away.

He called the firehouse, and the firemen saved the day.

HELPERS

This is Dr. Bell who keeps us well. (thumb up)

This is Nurse Rick, who cares for the sick. (index up)

This is Dr. Heath, who cares for our teeth. (middle up)

This is Postman Dale, who delivers our mail. (ring up)

This one here -- hey, that's me! (pinky up)

We all work for our community!

SCHOOL WORKERS

(hold up fingers, one at a time)

This school worker drives us to school every day.

This school worker helps us work and play.

This school worker mops our school floor.

This school worker brings mail to our door.

This school worker keeps our papers in a file.

Thank you school workers for doing your job with a smile!

IF I WERE

If I were a baker (pretend to put on a hat and apron)

What would I do?

Bake lots of cookies (make a circle with thumb and forefinger)

For me and you. (point to self and a friend)

If I were a secretary, (pretend to type)

What would I do?

Answer the phone, (hold pretend phone to ear)

"How do you do?"

If I were a veterinarian, (pretend to use stethoscope)

What would I do?

Care for your pet (pretend to pat dog)

It's special to you.

If I were a dentist, (open mouth)

What would I do?

Check those teeth (point to teeth)

That's good for you!

If I were a hair dresser (pretend to comb hair)

What would I do?

Wash and trim your hair (pretend to wash & cut hair)

"Oh, pretty!" for you!

GARBAGE COLLECTOR


I'm a garbage collector,

I pick up bags and cans (Make lifting and tossing movements)

I help keep our city clean,

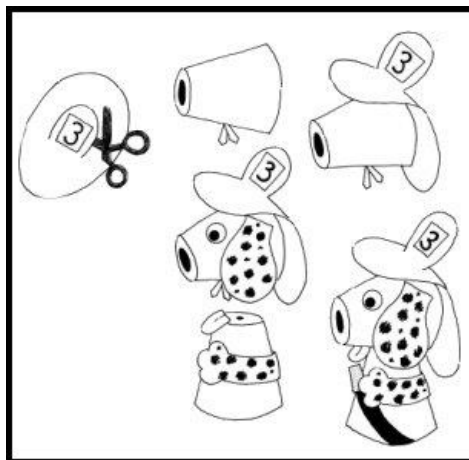
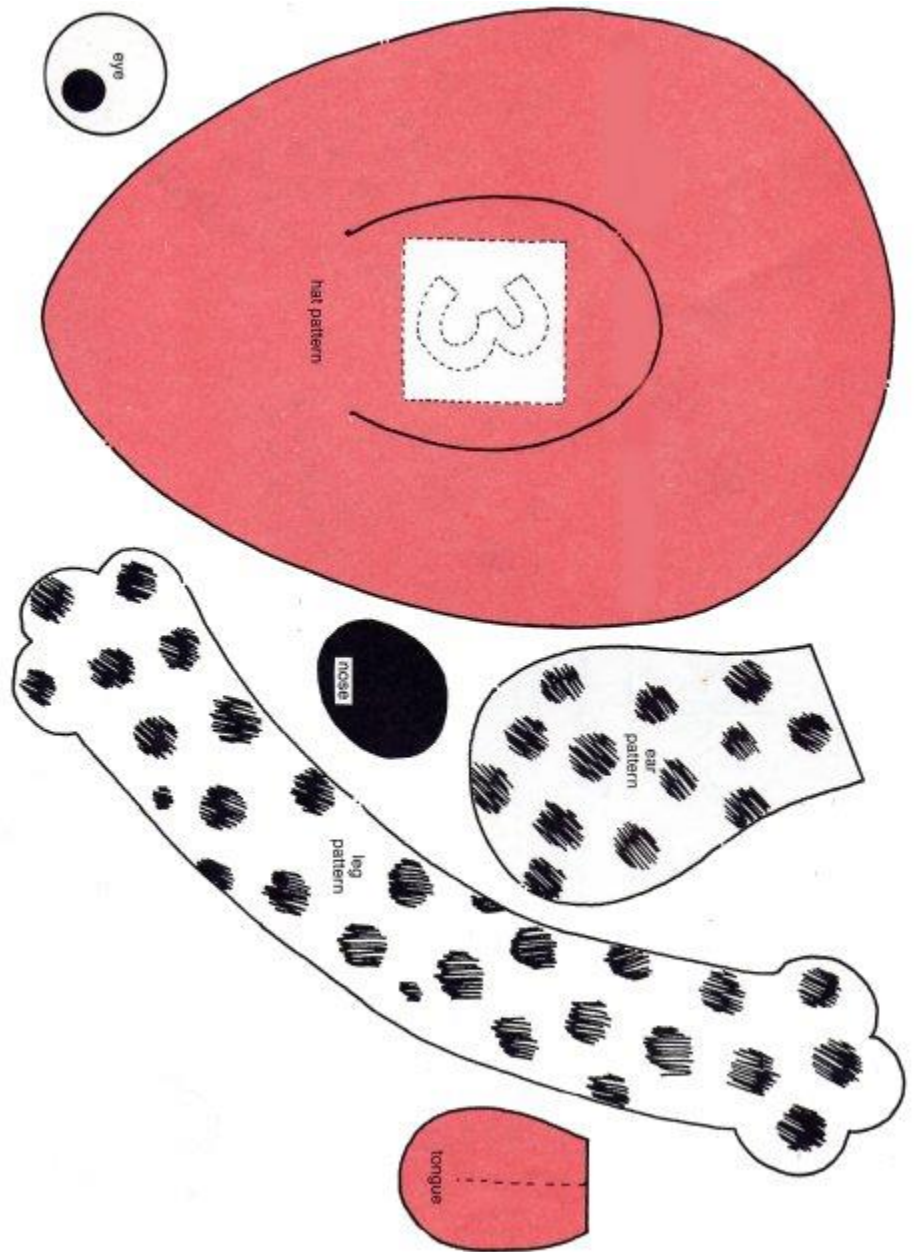
And that makes a cleaner land.

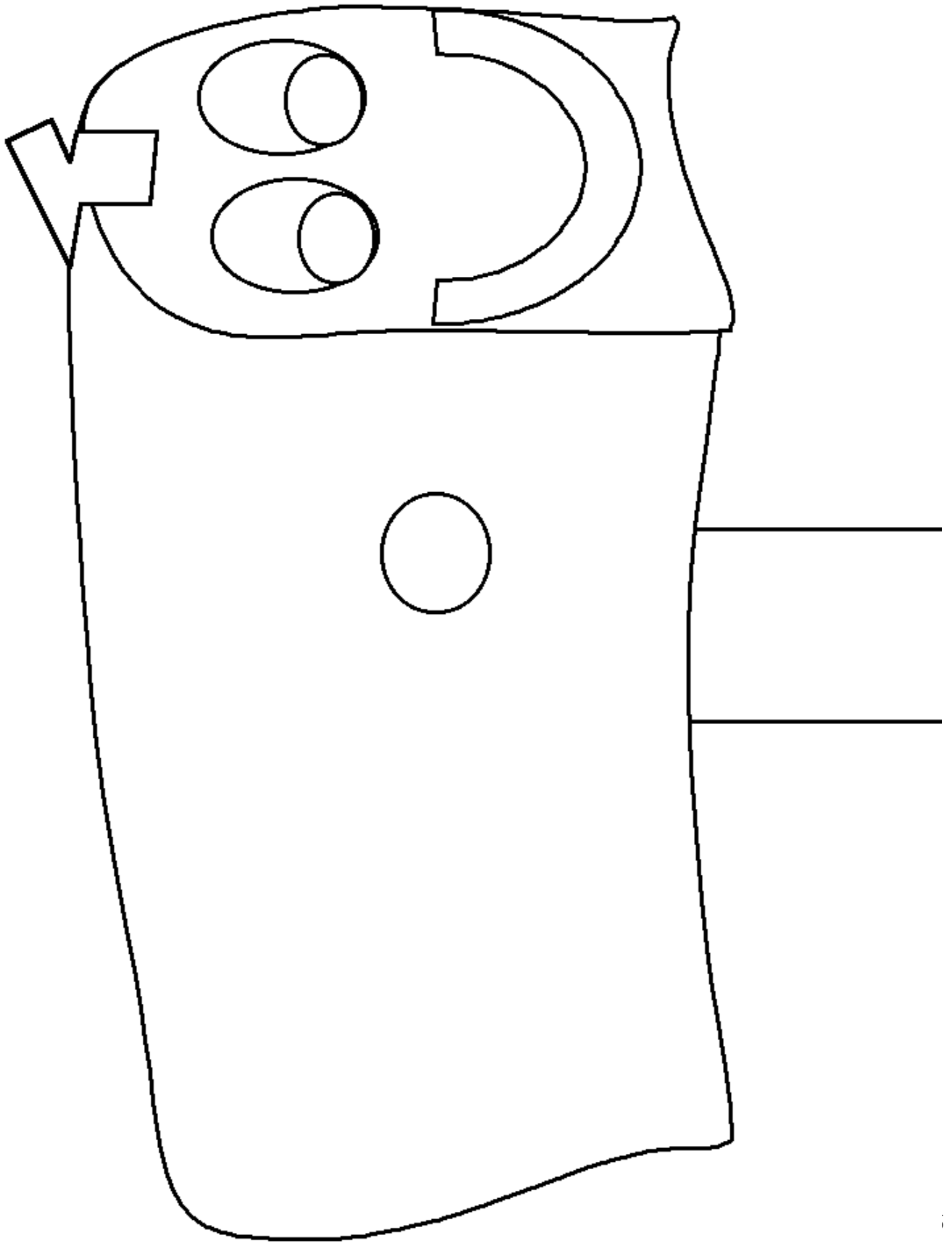
POLICE HATS

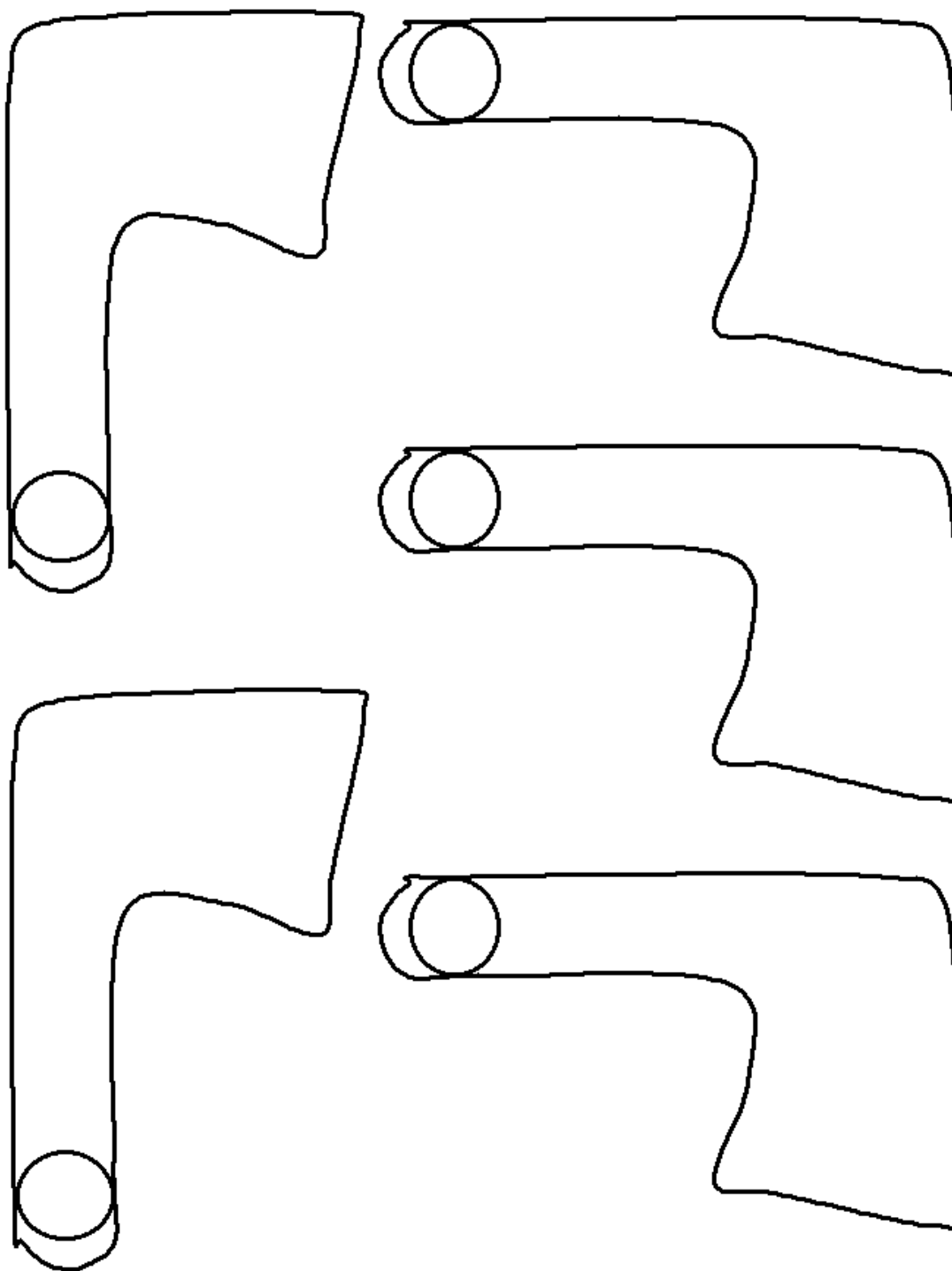


Firefighter Mascot

1. Trace pattern onto poster board, color and cut
2. Give each child two 7-oz. white foam cups. Glue nose onto the bottom of one cup.
3. Push a brass fastener through the side of the same cup. Next, children will glue on the eyes, ears, and fire hat.
4. Ask children to turn other cup upside down and glue on dalmatian's tongue and legs, as shown.
5. To attach the dalmatian's head to body, push the prongs of brass fastener through the bottom of the other cup.
6. Cut a thin strip of black paper, about 6" long. Glue a scrap of aluminum foil onto one end of strip to make a nozzle for the hose. Then glue the nozzle onto one of the dalmatian's paws, and glue other end of hose onto the edge of the bottom cup.





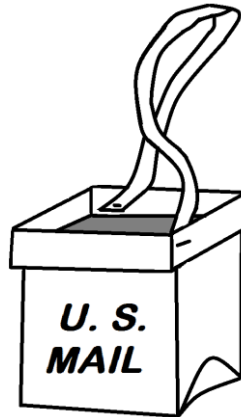



PIN THE FLAG ON THE MAILBOX

Copy patterns and play like Pin the Tail on the Donkey!

EASY PAPER BAG MAIL POUCHES

Staple a strip of poster board around top of bag to stiffen. Roll top down around poster board and staple. Add strap with cloth or tape.



FIRE SAFETY SAM

Use the Fire Safety Sam picture on following page while you sing the song...

FIRE SAFETY SONG (to tune of "Popeye the Sailor Man")

I'm Fire Safety Sam (*ruff, ruff*)

I'm Fire Safety Sam. (*ruff, ruff*)

Please test smoke detectors

'Cause they're home protectors.

I'm Fire Safety Sam. (*ruff, ruff*)

Substitute underscored lines with following

It's important to say

With matches, don't play.

If there's smoke you should know,

You'd better crawl low.

Have a fire escape plan.

Every family can.

Go to a neighbor's when alone,


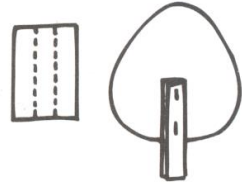
Then call 9-1-1 on the phone.

Clothes on fire? Here's your goal:

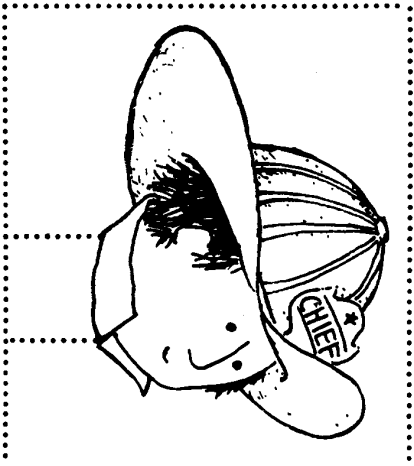
First stop, then drop, and roll!

Fire Safety Sam Puppet & Poster Topper

Encourage kids to create their own fire safety posters. Top each one with a Sam cut-out, as shown. Don't forget to color spots on Sam!



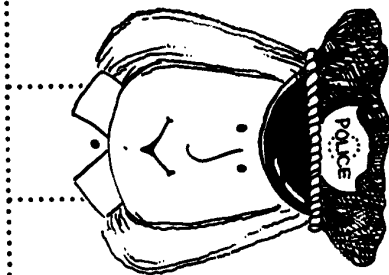

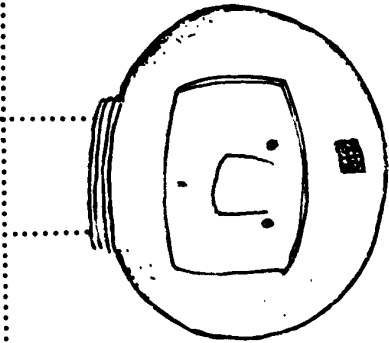


HELPER FINGER PUPPETS



HELPER FINGER PUPPETS

Copy patterns and color. Roll a piece of paper into a tube big enough to go around finger. Glue face to tube. Put tube on finger to make puppet.



TOOTH HOLDER

MY LOST TOOTH POCKET

Lost a tooth? Congratulations! Here's a handy pocket for you to make.
Tape your tooth inside so you don't lose it again!



Guess what

I lost today?

Fold 1

Fold 2

Fold 3

Room

Date

Name


Fold 4

staple here

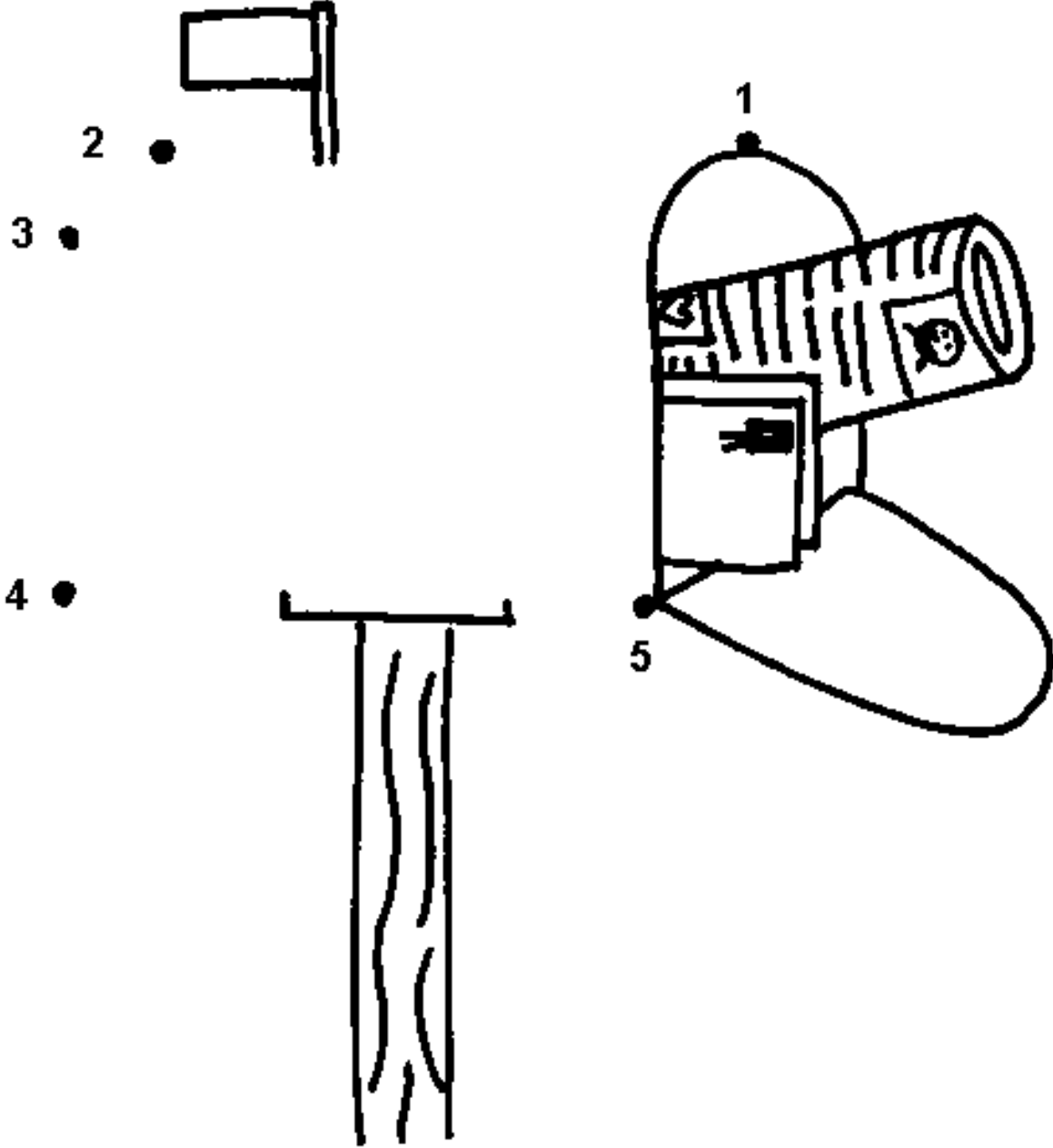
Directions

1. Cut.
2. Fold 1, 2, 3, 4.
3. Staple.
4. Write your name on the back.

DOT-TO-DOT FIRETRUCK



DOT-TO-DOT MAILBOX



COMMUNITY HELPERS BOOKS

DENTISTS

J 617.6 FLA	Flanagan	Dr. Kanner, Dentist With A Smile
J 617.6 HOD	Hodges	Dental Hygienists
J 617.6 REA	Ready	Dentists
J 617.6 ROC	Rockwell	My Dentist
J 617.6 ROG	Rogers	Going To The Dentist
J 617.6 SCH	Schaefer	Dental Office
J 617.6 SCH	Schaefer	We Need Dentists
J 617.6 SCH	Schuh	At The Dentist
J 617.6 ZIE	Ziefert	ABC Dentist
E COUSINS	Cousins	Maisy, Charley, And The Wobbly Tooth
E HALE	Hale	Clark The Shark – Tooth Trouble
E PIRANI	Pirani	Triplets
E REY	Rey	Curious George Visits The Dentist
E STEIG	Steig	Dr. De Soto
E STEIG	Steig	Dr. De Soto Goes To Africa
E THALER	Thaler	Dentist From The Black Lagoon
E WHYBROW	Whybrow	Harry And The Dinosaurs Say “Raahh!”
E WILSON	Wilson	Dragon Tooth Trouble

DVDs

J 791.43 SEE	SeeMore’s Playhouse – Fire Safety (includes Visit To The Dentist)
J 791.43 WIL	William Steig Library

FIRE FIGHTERS

J 363.3 BOU	Bourgeois	Fire Fighters
J 363.3 GOL	Goldish	Firefighters To The Rescue
J 363.3 SCH	Schaefer	Fire Station
J 363.37 MAZ	Maze	I Want To Be A Firefighter
J 373.37 RAA	Raatma	Fire Fighters
J 371.2 WAW	Wawrychuk	Firefighters: Active Learning About Community Workers
J 628 MCG	McGuire	Big Frank's Fire Truck
J 628.9 ELL	Elliott	Visit To The Sesame Street Firehouse
J 628.9 FOR	Fortney	Fire Station 4
J 628.9 REA	Ready	Fire Fighters
J 629.22 AND	Anderson	Fire Truck Factory
J 629.92 BIN	Bingham	Fire Truck
J 628.92 HOE	Hoena	Visit To The Fire Station
J 628.92 KUN	Kunhardt	I’m Going To Be A Fire Fighter

J 628.92 OTF	Otfinoski	To The Rescue
J 628.92 POH	Pohl	What Happens At A Firehouse?
J 628.92 RAU	Rau	Firefighter
J 628.92 SIM	Simon	Firefighter Tom To The Rescue!
J 628.92 SIM	Simon	Fighting Fires
J 628.92 STI	Stille	Fire Trucks
J 629.925 DEM	Demerast	Firefighters A To Z
J 634.96 LAN	Landau	Smokeyjumpers
E AVERILL	Averill	Fire Cat
E AUSTIN	Austin	Fire Engine No. 9
E BEATY	Beaty	Firefighter Ted
E BERENSTAIN	Berenstain	Berenstain Bears Visit The Firehouse
E BOELTS	Boelts	Firefighters' Thanksgiving
E BRIDWELL	Bridwell	Clifford The Firehouse Dog
E BUTLER	Butler	F Is For Firefighting
E CHALMERS	Chalmers	Throw A Kiss, Harry
E CUYLER	Cuyler	Stop, Drop, And Roll
E DEMAREST	Demarest	Hotshots
E DESEVE	De Seve	Fire Truck Named Red
E DESIMINI	Desimini	Dot The Fire Dog
E ELYA	Elya	Fire! Fuego! Brave Bomberos
E FLANAGAN	Flanagan	Ms. Murphy Fights Fires
E FOX	Fox	Fire Fighter Piggywiggy
E FRAMPTON	Frampton	Mr. Ferlinghetti's Poem
E FRIEDMAN	Friedman	Mysterious Misadventures Of Foy Rin Jin
E GODWIN	Godwin	This Is The Firefighter
E GORBACHEV	Gorbachev	Missing Chick
E GRAMBLING	Grambling	My Mom Is A Firefighter
E HAMILTON	Hamilton	Firefighters To The Rescue!
E HARPER	Harper	Miss Mingo And The Fire Drill
E HOBERMAN	Hoberman	Mrs. O'Leary's Cow
E HOLUB	Holub	Itty Bitty Kitty – Firehouse Fun
E HOPE	Hope	Freddie And Flossie
E HUBBELL	Hubbell	Firefighters! Speeding! Spraying! Saving!
E JACOBS	Jacobs	Fire Drill
E KERTELL	Kertell	Buddy To The Rescue
E KRENSKY	Krensky	Spark The Firefighter
E LLOYD	Lloyd	Chief Rhino To The Rescue
E MAMMANO	Mammano	Rhinos Who Rescue
E MARTIN	Martin	Fire! Fire! Said Mrs. McGuire
E MAYER	Mayer	Going To The Firehouse
E MAYER	Mayer	To The Rescue
E MAYER	Mayer	What A Good Kitty
E MCMULLAN	McMullan	I'm Brave
E MOREILLON	Moreillon	Ready And Waiting For You *

E MOSER	Moser	Watermelon Wishes
E MUNSCH	Munsch	Fire Station
E MURRAY	Murray	Gingerbread Man Loose On The Fire Truck
E MURPHY	Murphy	3 Little Firefighters
E NIEMANN	Niemann	Police Cloud
E OSBORNE	Osborne	New York's Bravest
E PACKARD	Packard	I'm A Fire Fighter
E PENDZIWOL	Pendziwol	No Dragons For Tea: Fire Safety For Kids (And Dragons)
E REED	Reed	Fireman Fred
E REY	Rey	Curious George And The Fire Fighters
E ROCKWELL	Rockwell	At The Firehouse
E SIS	Sis	Fire Truck
E SLACK	Slack	Elecopter
E SLATER	Slater	Firefighters In The Dark
E STEFFENSMEIER	Steffensmeier	Millie And The Big Rescue
E TEAGUE	Teague	Firehouse!
E WHITING	Whiting	Firefighters
E WOODWORTH	Woodworth	Daisy The Firecow
E YEE	Yee	Fireman Small
E YEE	Yee	Fireman Small - Fire Down Below!
E YEE	Yee	Small Christmas
E ZIMMERMAN	Zimmerman	Fire Engine Man
E ZIMMERMAN	Zimmerman	Fire! Fire!

DVD's

J 363.37 ADV	Adventures With Fire Fighting
J 791.43 CUR	Curious George Saves The Day – Curious George, Rescue Monkey
J 791.43 FIR	Fireman Sam (series)
J 791.43 LIT	Little Einsteins – Fire Truck Rocket's Blastoff
J 791.43 SPR	Springtime Fun (Fireman Sam: Deep Water)

GARBAGE COLLECTORS & STREET CLEANERS

J 363.72 BOU	Bourgeois	Garbage Collectors
J 628.4 DEE	Deedy	Garbage Collectors
J 628.4 SHO	Showers	Where Does The Garbage Go?
J 628.46 BUD	Budd	Street Cleaners
E CLARK	Clark	Grandma Drove The Garbage Truck
E KIRK	Kirk	Trash Trucks
E MCMULLEN	McMullen	I Stink!
E MOORE	Moore	Mighty Street Sweeper
E ZIMMERMAN	Zimmerman	Trashy Town

HEALTH CARE WORKERS

J 362.1 CIV	Civardi	Going To The Hospital
J 362.1 KEO	Keogh	Trip To The Hospital
J 362.1 ROG	Rogers	Going To The Hospital
J 362.1 SCH	Schaefer	Hospital
J 610 JAM	James	Doctors
J 610 REA	Ready	Doctors
J 610 REA	Ready	Nurses
J 610 SWA	Swanson	Doctor And You
J 610.69 DOR	Dornhoffer	Doctors
J 610.69 GIB	Gibson	Emergency Medical Technicians
J 610.69 SAU	Saunders-Smith	Doctor's Office
J 610.69 SIM	Simon	My Mother Is A Doctor
J 610.73 KLI	Klingel	Nurses
J 610.73 SCH	Schaefer	We Need Nurses
J 610.71 ZIE	Zieger	What Do They Do – Nurses
J 615.1 FRO	Frost	We Need Pharmacists
J 615.1 GIB	Gibson	Pharmacists
J 610.92 GRE	Gregory	What Do They Do – Doctors
J 618.1 BRA	Brazelton	Going To The Doctor
J 618.92 SIN	Singer	I'm Getting A Checkup
J 618.92 WOO	Woods	Pediatrician
J 629.13 OLI	Olien	Rescue Helicopters
J 629.22 HAN	Hanson	Ambulances
E ARCHER	Archer	Urgency Emergency (series)
E BARCLAY	Barclay	I Can See Just Fine
E BEATY	Beaty	Doctor Ted
E BENNETT	Bennett	Harry Goes To The Hospital
E BERENSTAIN	Berenstain	Berenstain Bears Go To The Doctor
E BERENSTAIN	Berenstain	Berenstain Bears – Hospital Friends
E BERENSTAIN	Berenstain	Big Book Of The Berenstain Bears
E BERGEN	Bergen	Wee Bear Who Didn't Want To Go To The Doctor
E BOND	Bond	Paddington Bear Goes To The Hospital
E BRIDWELL	Bridwell	Clifford To The Rescue
E BRIDWELL	Bridwell	Clifford Visits The Hospital
E COLE	Cole	My Friend The Doctor
E COUSINS	Cousins	Maisy Goes To The Hospital
E EDWARDS	Edwards	Miss Polly Has A Dolly
E INNS	Inns	Help!
E JANDL	Jandl	Next Please
E JENNINGS	Jennings	Franklin Goes To The Hospital
E KARIM	Karim	This Is A Hospital, Not A Zoo
E KELLER	Keller	Island Baby
E KLEIN	Klein	Max Goes To The Doctor

E LINDSAY	Lindsay	Letter For Maria
E LLOYD	Lloyd	Doctor Meow's Big Emergency
E LONDON	London	Froggy Goes To The Doctor
E LONDON	London	Here Comes Doctor Hippo
E MAISNER	Maisner	Time To See The Doctor
E MASUREL	Masurel	Too Big
E MAXS	Wells	Max's Checkup
E MAYER	Mayer	Just A Little Sick
E MILLS	Mills	Gus And Grandpa At The Hospital
E MURPHY	Murphy	ABC Doctor
E PARISH	Parish	Calling Doctor Amelia Bedelia
E WELLS	Wells	Felix Feels Better
E WOOD	Wood	Mocha: The Real Doctor

DVDs

J 791.43 BAR	Barney – Let's Go To The Doctor
J 791.43 BER	Berenstain Bears – Teddy Bear Picnic (Go To The Doctor)
J 791.43 BLU	Blues Biggest Stories (Magenta Gets Glasses)
J 791.43 BLU	Blue's Jobs (Blue Goes To The Doctor)
J 791.43 CUR	Curious George (Curious George Goes To The Hospital)
J 791.43 DOC	Doc McStuffins – Time For Your Checkup
J 791.43 ELM	Elmo Visits The Doctor
J 791.43 VIS	Visiting The Doctor With Bear

LIBRARIANS

J 020.9 SIM	Simon	Lewis, The Librarian
J 020.92 FLA	Flanagan	Librarians
J 027 PRI	Prieto	B Is For Bookworm – A Library Alphabet
J 023.2 REA	Ready	Librarians
J 027.8 BAU	Bauld	We Need Librarians
J 811 LEW	Lewis	Please Bury Me In The Library
J 811 STU	Sturges	She'll Be Comin' 'Round the Mountain
E BOTTNER	Bottner	Miss Brooks Loves Books (And I Don't)
E BROWN	Brown	D.W.'s Library Card
E BUNTING	Bunting	Our Library
E BUZZEO	Buzzeo	Our Librarian Won't Tell Us Anything
E DAVIS	Davis	Librarian's Night Before Christmas
E GONZALEZ	Gonzalez	Storyteller's Candle
E HENSON	Henson	That Book Woman
E HOPKINS	Hopkins	Goldie Socks And The Three Libearians
E HOUSTON	Houston	Miss Dorothy's Bookmobile
E KIMMEL	Kimmel	I Took My Frog To The Library
E KING	King	Librarian On The Roof
E MORA	Mora	Tomas And The Library Lady

E MORRIS	Morris	Boy Who Was Raised By Librarians
E MORTON	Morton	Library Pages
E POLACCO	Polacco	Aunt Chip & The Great Triple Creek Dam Affair
E PORTE	Porte	Harry In Trouble
E SPANYOL	Spanyol	Carlo And The Really Nice Librarian
E STEWART	Stewart	Library
E STOEKE	Stoeke	It's Library Day
E TERRY	Terry	L Is For Library
E THALER	Thaler	Librarian From The Black Lagoon
E WILLIAMS	Williams	Library Lil
E WINTER	Winter	Biblioburro

MISCELLANEOUS

J 331.7 GAN	Ganeri	Jobs People Do
J 331.7 HEL	Heling	Clothesline Clues To Jobs People Do
J 331.7 MIL	Miller	Guess Who?
J 331.7 MIL	Miller	Who Uses These?
J 331.7 PAU	Paul	Whose Hands Are These? – A Community Helper
		Guessing Book
J 331.7 SAU	Saunders-Smith	Communities
J 332.1 BAG	Bagley	Bank Tellers
J 352.2 FLA	Flanagan	Mayors
J 362.7 GIB	Gibson	Child Care Workers
J 363.2 SCH	Schaefer	Courthouse
J 363.68 FLA	Flanagan	Exploring Parks With Ranger Dockett
J 381 HAU	Hautzig	At The Supermarket
J 381.1 SCH	Schaefer	Who Works Here - Supermarkets
J 388.3 GIB	Gibson	Truck Drivers
J 387.7 SCH	Schaefer	Airport
J 391.4 SWI	Swinburn	Whose Shoes?
J 550 SIP	Sipiera	I Can Be A Geologist
J 621.31 FIR	Firestone	Electricians
J 624 SCH	Schaefer	If You Were A Construction Worker
J 625.76 ROG	Rogers	Snowplows
J 629.13 JAF	Jaffe	Pilots
J 629.22 SCH	Schaefer	Car Dealership
J 629.28 BOR	Boraas	Auto Mechanics
J 629.28 FRO	Frost	We Need Auto Mechanics
J 630 KUN	Kunhardt	I'm Going To Be A Farmer
J 630 REA	Ready	Farmers
J 630.92 FLA	Flanagan	Farmers
J 634.11 FLA	Flanagan	Zieglers And Their Apple Orchard
J 635 FLA	Flanagan	Visit To The Gravesens' Farm
J 641.5 QUI	Quiri	Chefs

J 641.5 SNO	Snow	Chefs And Cooks
J 641.8 DEE	Deedrick	Bakers
J 651.37 BAG	Bagley	Cashiers
J 690 SCH	Schaefer	Construction Site
J 694.02 FRA	Franchino	Carpenters
J 696.1 BOR	Boraas	Plumbers
J 696.1 FRO	Frost	We Need Plumbers
J 750 FLO	Florian	Painter
J 770.23 HOD	Hodgkins	Photographers
J 790.02 ERM	Ermitage	Recreation Director
J 796.077 BAG	Bagley	Coaches
J 818 ADL	Adler	Help Wanted – Riddles About Jobs
E BAKER	Baker	LMNO Peas
E BERENSTAIN	Berenstain	Berenstain Bears On The Job
E BLACKSTONE	Blackstone	Bear At Work
E BRANDENBERG	Brandenberg	I Am Me
E BUNTING	Bunting	Girls A To Z
E CATALANOTTO	Catalanotto	Kitten Red Yellow Blue
E CORDSEN	Cordsen	Milkman
E CRONIN	Cronin	Rescue Bunnies (EMT?)
E ELLIS	Ellis	Next Stop!
E FLANAGAN	Flanagan	Call Mr. Vasquez, He'll Fix It
E FLANAGAN	Flanagan	Mr. Santizo's Tasty Treats
E GOODINGS	Goodings	When You Grow Up
E HALL	Hall	Milkman's Boy
E HORTON	Horton	Working Mummies
E HUGHES	Hughes	My Dad Works On A Farm
E HUGHES	Hughes	My Grandmother Works In A Dress Shop
E HUGHES	Hughes	My Uncle Owns A Deli
E HUNECK	Huneck	Sally Gets A Job
E KARAS	Karas	Village Garage (Public Works)
E KOSKI	Koski	Impatient Pamela Calls 9-1-1
E LARSON	Larson	Tara Pays Up! (Taxes)
E LOW	Low	Machines Go To Work In The City
E MARKES	Markes	Shhhhh! Everybody's Sleeping
E MCMULLAN	McMullan	Bulldog's Big Day
E ROCKWELL	Rockwell	Career Day
E ROTH	Roth	All Aboard To Work – Choo-Choo!
E ROTNER	Rotner	Everybody Works
E SHAW	Shaw	Grandmother's Alphabet
E TAYOR	Taylor	Bears At Work
E YANKOVIC	Yankovic	When I Grow Up

DVDs

J 791.43 BLU	Blue's Jobs
J 791.43 DOC	Doc McStuffins – School Of Medicine
J 791.43 PAW	Paw Patrol
J 791.43 RIC	Richard Scarry's Best Busy People Video Ever

POLICE OFFICERS

J 363.2 ARM	Armentrout	Police Station
J 363.2 COO	Cooper	Police Stations
J 363.2 FLA	Flanagan	Police Officers
J 363.2 GRE	Greene	At The Police Station
J 363.2 GRE	Greene	Police Officers Protect People
J 363.2 KEO	Keogh	Trip To The Police Station
J 363.2 LEA	Leake	Police Officers
J 363.2 REA	Ready	Police Officers
J 363.2 SCH	Schaefer	Police Station
J 363.2 WIN	Winkleman	Police Patrol
J 629.2 OLI	Olien	Police Cars
J 629.2 STI	Stille	Police Cars
E BEE	Bee	And The Cars Go...
E DESIMINI	Desimini	Policeman Lou And Policewoman Sue
E GEORGE	George	Goose And Duck
E GEORGE	George	Police Officer
E GIANFERRARI	Gianferrari	Officer Katz And Houndini
E GORBECHEV	Gorbechev	Missing Chick
E HAMILTON	Hamilton	Police Officers On Patrol
E HARRISON	Harrison	Cop's Night Before Christmas
E HILLERT	Hillert	Dear Dragon Goes To The Police Station
E HINKES	Hinkes	Police Cat
E HUBBELL	Hubbell	Police – Hurrying! Helping! Saving!
E LAROCHELLE	LaRochelle	Moo!
E LENSKI	Lenski	Lois Lenski's Big Book Of Mr. Small
E LENSKI	Lenski	Policeman Small
E MORTENSEN	Mortensen	Bug Patrol
E NIEMANN	Niemann	Police Cloud
E NUMEROFF	Numeroff	Sherman Crunchley
E RATHMANN	Rathmann	Officer Buckle And Gloria
E SPINELLI	Spinelli	Miss Fox's Class Gets It Wrong

POSTAL WORKERS

J 331.7 MIL	Miller	Guess Who?
-------------	--------	------------

J 383 REA	Ready	Mail Carriers
J 383 ZIE	Ziegler	Visit To The Post Office
J 383.1 FLA	Flanagan	Letter Carriers
J 383.4 FRE	Frederick	How It Happens At The Post Office
E BIRDSEYE	Birdseye	Air Mail To The Moon
E BLACKSTONE	Blackstone	Bear At Work
E BOELTS	Boelts	Grace And Joe
E CASELEY	Caseley	Dear Annie
E DUBUC	DuBuc	Mr. Postmouse Takes A Trip
E DUBUC	DuBuc	Mr. Postmouse's Rounds
E FLANAGAN	Flanagan	Here Comes Mr. Eventoff With The Mail!
E GLIORI	Glori	Penguin Post
E HORNING	Horning	Giant Hug
E LANDSTROM	Landstrom	Will Goes To The Post Office
E LINDSAY	Lindsay	Letter For Maria
E NAPOLI	Napoli	Pink Magic
E OLSHAN	Olshan	Mighty Lalouche
E PRYOR	Pryor	Mr. Munday & The Space Creatures
E RUZZIER	Ruzzier	Letter For Leo
E RYLANT	Rylant	Mr. Griggs' Work
E SCOTT	Scott	Hi!
E STEFFENSMEIER	Steffensmeier	Millie Waits for the Mail
E WATTS	Watts	Harvey Hare, Postman Extraordinaire
E WESTBERG	Westberg	Bale Of Mail

TEACHERS & SCHOOL WORKERS

J 363.1 DEG	DeGezelle	School Crossing Guards
J 371 ADA	Adams	School In Many Cultures
J 371 LAY	Layne	T Is For Teachers
J 371.1 DEE	Deedrick	Teachers
J 371.1 FLA	Flanagan	Teachers
J 371.2 BAU	Bauld	We Need Principals
J 371.2 BOR	Boraas	School Principals
J 371.8 FRO	Frost	We Need School Bus Drivers
J 371.8 REA	Ready	School Bus Drivers
J 372.1 BAU	Bauld	We Need Teachers
J 372.11 JOH	Johnson	Teachers A To Z
J 388.322 FLA	Flanagan	Riding The School Bus With Mrs. Kramer
J 629.22 REA	Ready	School Buses
J 92 HUGHES	Houston	My Great-Aunt Arizona
E ALLARD	Allard	Miss Nelson (Series)
E ANDERSON	Anderson	Hair Of Zoe Fleenfenbacher Goes To School
E BOUGEOIS	Bourgeois	Franklin Goes To School
E BRENNER	Brenner	On The First Day Of Grade School *

E BROWN	Brown	Arthur's Teacher Moves In
E BROWN	Brown	Arthur's Teacher Trouble
E BUNTING	Bunting	Our Teacher's Having A Baby
E CALMENSON	Calmenson	Frog Principal
E CALMENSON	Calmenson	Principal's New Clothes
E CALMENSON	Calmenson	Teeny-Tiny Teacher
E COCCALEFFLER	Cocca-Leffler	Mr. Tanen's Ties (series)(Principal)
E COX	Cox	Mrs. Millie (series)
E DIPUCCHIO	DiPucchio	Mrs. Mcbloom, Clean Up You Classroom!
E EDWARDS	Edwards	Ms. Bitsy Bat's Kindergarten *
E FINCHLER	Finchler	Miss Malarkey (series)
E GALL	Gall	Substitute Creacher
E GUEST	Guest	Iris And Walter And The Substitute Teacher
E HENNESSY	Hennessy	Mr. Ouchy's First Day Of School *
E HOURAN	Houran	Diary Of A Worm – Teacher's Pet
E HOWE	Howe	Day The Teacher Went Bananas
E HUTCHINS	Hutchins	Three-Star Billy
E KRENSKY	Krensky	My Teacher's Secret Life
E LAYNE	Layne	Principal's Night Before Christmas
E LAYNE	Layne	Teacher's Night Before Christmas
E MCGEE	McGee	Mrs. Watson Wants Your Teeth
E MCMULLAN	McMullan	Pearl And Wagner – Five Days Till Summer
E MOORE	Moore	Wheels On The School Bus
E MYERS	Myers	It Happens To Everyone
E NIKOLALISA	Nikola-Lisa	My Teacher Can Teach – Anyone
E PARISH	Parish	Teach Us, Amelia Bedelia
E PASSEN	Passen	Abominable Snow Teacher
E PASSEN	Passen	Attack Of The 50-Foot Teacher
E PATTOU	Pattou	Mrs. Spitzer's Garden
E PLOURDE	Plourde	Teacher Appreciation Day
E POLACCO	Polacco	Art Of Mrs. Chew
E POLACCO	Polacco	Thank You, Mr. Falker
E PRIMAVERA	Primavera	Louise The Big Cheese And The Back-To-School Smarty-Pants
E PULVER	Pulver	Axle Annie (Series)
E PULVER	Pulver	Mrs. Toggle's Zipper
E ROSEN	Rosen	Totally Wonderful Miss Plumberry
E SEUSS	Seuss	Hooray For Diffendoofer Day
E SLATE	Slate	Miss Bindergarten (series)
E THALER	Thaler	Gym Teacher From The Black Lagoon
E THALER	Thaler	Music Teacher From The Black Lagoon
E THALER	Thaler	Teacher From The Black Lagoon
E WINTERS	Winters	My Teacher For President

DVDs

J 629.22 HOW How'd They Build That? – School Bus
 J 791.43 DON Don't Be Silly, Mrs. Millie
 J 791.43 FRA Franklin Goes To School

VETERINARIANS

J 636 REA	Ready	Veterinarians
J 636 KUN	Kunhardt	I'm Going To Be A Vet
J 636 LUM	Lumley	I Can Be An Animal Doctor
J 636.08 ERM	Ermitage	Veterinarian
J 636.08 RAA	Raatma	Veterinarians
J 636.08 SIM	Simon	Best Vet In The World
J 636.089 GIB	Gibbons	Say Woof!
E ARDALAN	Ardalan	Milton Goes To The Vet
E BARBIE		Pet Vet
E CASEY	Casey	One Day At Wood Green Animal Shelter
E DODD	Dodd	Hair Maclary's Rumpus At The Vet
E FEIFFER	Feiffer	Bark, George
E FLANAGAN	Flanagan	Dr. Friedman Helps Animals
E HILLERT	Hillert	Help For Dear Dragon
E KLEIN	Klein	Max And Buddy Go To The Vet
E LEE	Lee	Good Dog, Paw!
E MARTIN	Martin	Down Dairy Farm Road
E MOORE	Moore	Six Dinner Sid
E REIS	Reis	Aggie The Brave
E WOOD	Wood	Mocha: The Real Doctor

ZOOKEEPERS

J 590.7 SCH	Schaefer	Zoo
J 590.7 SMI	Smith	Z Is For Zookeeper
E BROWNE	Browne	Little Beauty
E IPCIZADE	Ipcizade	'Twas The Day Before Zoo Day
E MARTIN	Martin	Polar Bear, Polar Bear, What Do You Hear
E RATHMANN	Rathmann	Good Night, Gorilla
E RICE	Rice	Sam Who Never Forgets
E SEUSS	Seuss	If I Ran The Zoo
E STEAD	Stead	Sick Day For Amos McGee

This list was updated on 8-17-17