

# BATHTIME

## ART


### SHAVING CREAM PAINTING

Squirt shaving cream onto paper. Sprinkle with powdered tempera paint or mix in a little liquid paint. Have children finger paint with the mixture.

### PERSONAL WASHCLOTHS

Decorate washcloths with fabric paint.

### BLUE BUBBLE PRINTS



In a small pan, mix one part blue paint with two parts dishwashing detergent and a small amount of water. Let child put straw into the mixture and blow until bubbles rise above the rim. Lay a piece of paper on top of the bubbles and rub gently across the back. As the bubbles break, they will leave delicate blue prints on the paper

## SNACKS

### BUBBLE BATH

Make blue Jello for water. Add whipped cream for bubbles.

## SONGS

### SCRUB, SCRUB (to tune of "Row, Row, Row Your Boat")

Scrub, scrub, scrub your toes.  
Make them nice and clean,  
Up and down and all around,  
'Till no dirt is seen.

Soap, soap, soap and towel;  
Towel and water, please.  
Merrily, merrily, merrily, merrily,  
Wash your dirty knees.

### FLOAT MY BOAT (to tune of "Row, Row, Row your Boat")

Float, float, float my boat,  
In a soapy tub.  
Together we are getting clean,  
Rub-a-dub-a-dub.

**I LOVE BATHTIME** (to tune of "Here we go Round the Mulberry Bush")

I love bathtime in the tub, in the tub, in the tub  
I love bathtime in the tub, Rub-a-dub and scrub, scrub, scrub.

Fill the tub with soapy suds, soapy suds, soapy suds.  
Fill the tub with soapy suds. Be careful so the tub won't flood.

**MY BATH** (to tune of "My Bonnie Lies Over the Ocean")

My two feet step into the bathtub,  
My two knees bend so I can sit,  
My bottom sits down in the water,  
BRRR-it's cold-I don't like this one bit!

Turn on, turn on,  
Oh, turn on more hot water, please, oh please,  
Turn on, turn on,  
Oh, turn on more hot water, please.

The water is getting much warmer,  
It feels almost perfect to me.  
I look for my toys to start playing,  
I grab every one that I see.

Playtime, playtime,  
Oh, bathtime is playtime for me, for me.  
Playtime, playtime,  
Oh, bathtime is playtime for me.

I've been in the water so long now,  
My mommy says, "Time to get out."  
If I stay for just one more second,  
She fears I'll turn into a trout.

Get out, get out,  
Come wrap in this towel, so warm and dry.  
Get out, get out,  
Bath's done--time to say good-bye.

**HAND WASHING SONG** (to tune of "Row, Row, Row your Boat")

(Sing this through 2 times while washing hands to ensure good cleaning)  
Wash, wash, wash, your hands  
Play our handy game  
Rub and scrub, scrub and rub germs go down the drain HEY!

## **WASHING** (to tune of "Mulberry Bush")

This is the way we wash our face (washing motions)

Wash our face, wash our face.

This is the way we wash our face,

Early in the morning

[verse 2]

...Brush our teeth

...After we eat breakfast

[verse 3]

...wash our hands

...after we've been playing.

[verse 4]

...take a bath

...before we say goodnight.

## **OTHER FUN STUFF**

### **DRAMATIC PLAY**

Fill a small plastic tub with a small amount of soapy water. Place a towel underneath to catch spills. Place doll in water with washcloth. Allow children to bathe dolls.

### **BATH BUDDIES**

Material: Ivory Snow detergent (or any other soap flakes)

Liquid food coloring

Water

Vegetable oil

Bowl

String (if you want soap on a rope)



1. In a bowl pour approximately 3 cups of soap flakes.
2. Add 1 to 1 and 1/2 cups of water with a few drops of food coloring added to it.
3. With your hands mix the contents of the bowl until it forms the consistency of play dough.
4. To shape it, take a drop or two of vegetable oil and rub it between the palms of your hands -- now shape anyway you wish.
5. If you want to make soap on a rope, cut a piece of string and tie the ends together. Push the knotted end gently into the finished shape.
6. Let the completed soap stand to set over night

## **BUBBLE CUPS**

Punch a straw-sized hole in a plastic, paper, or Styrofoam cup, about one inch from the top. Cut a circle out of an old washcloth or terrycloth that is larger than the cup top, and rubber band around the top of the cup. Spray water on the cloth to moisten, rub some liquid soap on the cloth, and then have child blow on straw...bubbles will come out of the top.

## **BATH SALTS**

4 Tablespoons baking soda  
essential oil (look in local bath or soap specialty store)  
food coloring

Measure baking soda into bowl. Add few drips of essential oil and a few drops of food coloring. Mash together with back of spoon until ingredients are completely incorporated. Use in hot bath!

## **BATHTIME BUBBLE JELLY**

1 envelope unflavored gelatin  
3/4 cup water  
1/2 cup clear liquid soap or bubble bath  
Fragrance oils  
Food coloring (optional)  
Plastic jar with lid (such as a peanut butter jar)  
Small plastic bath toy  
Mixing bowl  
Assorted items to make jar label

Empty the envelope of gelatin into a mixing bowl. Set aside.

With adult supervision, warm water until it begins to boil. Immediately remove water from heat source. Carefully pour the hot water into mixing bowl and gently mix with gelatin powder. Allow gelatin to completely dissolve. This may take a few minutes.

Slowly and gently stir the liquid soap into the gelatin mixture. Add a drop of food coloring and 5 to 8 drops of fragrance oil. Be careful not to stir the mixture too hard or the bath jelly will become foamy.

Pour bath jelly into a clean, clear container. Place a small toy inside the jar as a treat. Refrigerate bubble jelly until set - about 4 hours.

Using scrap of heavy paper and ribbon, make a fun label for the jar. Attach label to bath jelly jar by punching a hole in one corner of the label. Thread ribbon through the hole on the label, and tie it around the jar.

To use, scoop a small amount of jelly into your hand and hold under warm running water for a bathtime treat.

## BATH BAGS

Washcloths in bright colors and/or patterns  
Ribbon or lace  
Thread  
Scissors  
Sewing machine

Fold a washcloth in half. Take a length of ribbon or lace, fold it in half, and place it (folded edge in) inside the open edge near the top of the washcloth. Pin sides together, making sure to capture the ribbon! Sew up side and on end (make sure you sew closed the end opposite where you put the ribbon). Turn inside out, fill with soap or bath beads/salts and tie closed with ribbon.

## BATH SALTS

Materials: Epsom salts, perfume, glycerin, food coloring, bags or baby food jars

1. Pour Epsom salts into large bowl.
2. Add 3 tablespoons of glycerin, 1 tablespoon of perfume, and stir.
3. Add either food coloring to tint.
4. Stir.
5. Put into bags or jars.



## SURPRISE SOAPS

Material: 1 Cup grated Ivory soap  
¼ cup warm water  
food coloring  
small rubber animals or toys

1. Mix water, soap, and food coloring in a medium bowl. Stir until mixture begins to stiffen.
2. Remove mixture from bowl and knead until it is consistency of very thick dough.
3. Roll dough into shape of a ball
4. Make a hole in the center of the ball big enough to hide treasures in.
5. Fill the hole with treasures and seal with some extra dough.
6. Dry overnight before using. Treasure will reveal itself as kids wash!

## TUB PAINT

1 Cup mild soap flakes  
5 Tablespoons water  
food coloring  
ziplock bags

Put soap flakes in bowl. Add water and a few drops of food coloring. Beat the mixture until it reaches the consistency of whipped cream. Put in bag. Snip off corner and squeeze to use. Paint the tub! Paint the wall! Paint your belly? It all washes off.

## WEBSITES

<http://www.bubbles.org/> Professor Bubbles shows you how to make super bubbles using simple items. Includes Bubble solution recipes.

<http://craftscollection.net/?p=1508> Spongy Bungee – Cute little sponge guys

## FINGERPLAYS

### AFTER MY BATH

After my bath I try, try, try  
To rub with a towel till I'm dry, dry, dry. (pretend to rub)  
Hands to dry, and fingers and toes,  
And two wet legs and a shiny nose. (point to named body parts)  
Just think how much less time I'd take  
If I was a dog & could shake, shake, shake! (shake)

### THIS LITTLE HAND

This little hand is a good hand. (hold up 1 hand)  
This little hand is his brother. (hold up other hand)  
Together, they wash and they wash and they wash. (wash hands)  
One hand washes the other.

### RUB-A-DUB-DUB


Rub-a-dub-dub, one child in the tub. (rub knuckles up and down chest)  
Tell me what you see.  
One foot with toes (point to parts of body)  
A hand, a nose,  
As clean as they can be (rub hands together)

Rub-a-dub-dub, one child in the tub.  
Tell me what you see.  
Two ears, a cheek, (point)  
So clean they squeak, (rub cheeks gently)  
A chin, a tummy, a knee (point)

Rub-a-dub-dub, one child in the tub.  
Tell me what you see.  
Legs and arms, (extend legs and arms)  
So clean and warm, (wiggle arms)  
Do they have a hug for me? (Cross arms & hug self.)


## TEN DIRTY FINGERS

Ten Dirty Fingers, (shake both hands)  
All in a line. (hold up all fingers, slightly bent)  
Wash up time!  
First comes soap, (pretend to hold bar of soap)  
And next the water, (wiggle fingers)  
Then its scrub'em, scrub'em, (scrub hands)  
Rinse and dry (Pretend to be drying)  
Ten clean fingers (hold up hands, turn back and forth)  
All in line (hold up hands with fingers together)  
Don't they look fine! (Smile, hold up hands, spread fingers apart)



## SOAP CRITTERS

Copy patterns, below. Give each child a bar of soap and pattern sheet. Let them color pattern pieces and cut out. Glue pattern pieces to soap to create critters.





## BATHTIME BOOKS

CALL NUMBER	AUTHOR	TITLE
J 591.5 SAY	Sayre	Splish! Splash! Animal Baths
J 613.4 SAL	Salzmann	Keeping Your Body Clean
J 636.08 ARN	Arnold	Splashtime For Zoo Animals
J 811 NEI	Neill	Fish Is Me: Bathtime Rhymes
E ALBOROUGH	Alborough	Yes!
E ANDERSON	Anderson	Ten Pigs
E ANDRES	Andres	Elephant In The Bathtub
E APPELT	Appelt	Bubba And Beau Meet The Relatives
E ASHMAN	Ashman	Rub-A-Dub Sub
E AVERBECK	Averbeck	Oh No, Little Dragon
E BABIN	Babin	Gus Is A Fish
E BAKER	Baker	One Saturday Evening
E BARDHANQUALLEN	Bardhan-Quallen	Orangutangled
E BARNETT	Barnett	President Taft Is Stuck In The Bath
E BARTON	Barton	Mighty Truck
E BEAUMONT	Beaumont	Dini Dinosaur
E BECK	Beck	Elliot's Bath
E BERENSTAIN	Berenstain	Berenstain Bears And The Messy Room
E BOYD	Boyd	Bath Monster
E BRAEUNER	Braeuner	Great Dog Wash
E BROWN	Brown	Dirty Little Boy
E BUCKLEY	Budkley	Kel Gilligan's Daredevil Stunt Show
E BUNTING	Bunting	Ducky
E CAPUCILLI	Capucilli	Bathtime For Biscuit
E CONRAD	Conrad	Tub People
E COWLEY	Cowley	Mrs. Wishy-Washy's Christmas
E COWLEY	Cowley	Mrs. Wishy-Washy's Farm
E CRONIN	Cronin	Click, Clack, Surprise
E CROW	Crow	Bedtime At The Swamp
E DANZIGER	Danziger	Second Grade Rules, Amber Brown
E DEFELICE	DeFelice	Casey In The Bath
E DOCHERTY	Docherty	Wash-A-Bye Bear
E DODD	Dodd	Dog's Colorful Day
E DOUGLASS	Douglass	Good As New
E DUNBAR	Dunbar	Flyaway Katie
E EHRLICH	Ehrlich	Does An Elephant Take A Bath?
E ESBAUM	Esbaum	Estelle Takes A Bath
E FICOCELLI	Ficocelli	Kid Tea
E GERVER	Gerver	Bath Time
E GEISERT	Geisert	Hogwash
E GERVER	Gerver	Bath Time
E GREY	Grey	Traction Man Meets Turbodog

E HILL	Hill	Spot Goes Splash!
E HISKEY	Hiskey	Hannah the Hippo's No-Mud Day
E JARMAN	Jarman	Big Red Tub
E JOHANSEN	Johansen	Pippin Takes A Bath
E JOHNSON	Johnson	Little Bunny's Bathtime!
E JONES	Jones	Who's In The Tub
E KAY	Kay	Gulliver Snip
E KILLEN	Killen	Not Me!
E KOPPER	Kopper	Daisy Knows Best
E KUDRNA	Kudrna	To Bathe A Boa
E KWIAT	Kwiat	Cookie Monster's Busy Day
E LINDGREN	Lindgren	Sam's Bath
E LOBEL	Lobel	Mouse Tales
E LUCIANI	Luciani	Those Crazy Hempels
E MACK	Mack	Who Needs A Bath?
E MAHY	Mahy	Green Bath
E MARCIANO	Marciano	Madeline And Her Dog
E MCANULTY	McAnulty	101 Reasons Why I'm Not Taking A Bath
E MCDONNELL	McDonnell	I Love Boats
E MCFARLANE	McFarlane	This Is The Dog
E MCMULLAN	McMullan	Bathtub Blues
E MCMULLAN	McMullan	I'm Dirty
E MCNEIL	McNeil	Sail Away
E MEISTER	Meister	Tiny's Bath
E MORTENSEN	Mortensen	Cowpoke Clyde And Dirty Dawg
E MUNSCH	Munsch	Mud Puddle
E MURPHY	Murphy	Mighty Maddie
E MYERS	Myers	Down At The Dino Wash Deluxe
E NEUBECKER	Neubecker	Beasty Bath
E OGARDEN	O'Garden	Scrubby-Bubbly Car Wash
E ORMEROD	Ormerod	Miss Mouse's Day
E PACKARD	Packard	Bubble Trouble
E PALATINI	Palatini	Gorgonzola – A Very Stinkysaurus
E PALATINI	Palatini	Tub Boo Boo
E PALLOTTA	Pallotta	Dory Story
E PECK	Peck	Way Down Deep In The Deep Blue Sea
E PELLITER	Pelliter	Amazing Adventures Of Bathman
E PERVERSI	Perversi	Henry's Bath
E POULIN	Poulin	Going For A Sea Bath
E PUTTOCK	Puttock	Squeaky Clean
E REYNOLDS	Reynolds	Pirates Vs. Cowboys
E ROBINSON	Robinson	How To Wash A Woolly Mammoth
E ROSENTHAL	Rosenthal	Little Oink
E ROSS	Ross	Wash Your Hands!
E ROTH	Roth	Ten Dirty Pigs / Ten Clean Pigs
E RUBIN	Rubin	Big Bad Bubble
E RUSSO	Russo	Little Bird Takes A Bath

E RYLANT	Rylant	Puppy Mudge Takes a Bath
E SCHAEFER	Schaefer	Biggest Soap
E SEGAL	Segal	Pirates Don't Take Baths
E SHANNON	Shannon	Tub Toys
E SHYBA	Shyba	Bathtime With Theo & Beau
E SIRACUSA	Siracusa	Bingo, The Best Dog In The World
E SIS	Sis	Dinosaur!
E SLANGERUP	Slangerup	Dirt Boy
E SMITH	Smith	Jess And The Stinky Cowboys
E SPETTER	Spetter	Lily And Trooper's Spring
E SPINELLI	Spinelli	Bath Time
E STEINBERG	Steinberg	Thesaurus Rex
E STEVENS	Stevens	Carlos And The Squash Plant
E STEWART	Stewart	Rabbit Ears
E TAKABATAKE	Takabatake	Rub-A-Dub-Dub, Who's In The Tub
E TECHKENTRUP	Techkentrup	Big Smelly Bear
E TECHKENTRUP	Techkentrup	Get Out Of My Bath
E THOMPSON	Thompson	Eloise Takes A Bawth
E TIMBERLAKE	Timberlake	Dirty Cowboy
E TUCKER	Tucker	Do Pirates Take Baths?
E VANLAAN	Van Laan	Scrubba Dub
E WEEKS	Weeks	Splish, Splash!
E WELLS	Wells	Germ Busters
E WEINERT	Weinert	No Bath, No Cake!
E WENINGER	Weninger	No Bath! No Way!
E WESTAWAY	Westaway	Whale In The Bathtub
E WILLEMS	Willems	Pigeon Needs A Bath!
E WILSON	Wilson	Hogwash
E WOOD	Wood	King Bidgood's In The Bathtub
E ZIMMERMAN	Zimmerman	Trashy Town
E ZION	Zion	Harry The Dirty Dog
ONLINE	Sayre	Splish! Splash! Animal Baths

#### DVDs

J 782.42 SPI	Splish, Splash
J 791.43 CAT	Cat In The Hat Knows A Lot About That – Up And Away! (Bathtime)
J 791.43 HAR	Harry The Dirty Dog
J 791.43 TIM	Timmy Time – Timmy Needs A Bath

#### SOUND RECORDINGS

J 782.42 CATSPAJAMAS Reading Rocks (Splish Splash)

This list was updated on 8-8-17