


# ANTS

## ART

### ANT FARM

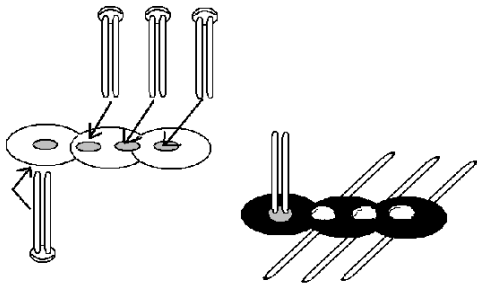


Paint the bottom  $\frac{3}{4}$  of a piece of brown posterboard with diluted glue. Sprinkle with sand. While glue is still wet, use finger to make tunnels in sand. Glue on a few raisins to represent ants.

### FOAM ART

Use packing foam (peanuts). Color with black or red magic markers. Glue to paper and add legs to make ants.

### FANCY ANTS



Make an ant shape about the size of a peanut from black, or red construction paper. Poke 4 holes in the body. For the legs, place 3 paper fasteners into two holes next to each other and open to lie flat. Turn the ant over and place another paper fastener, point side up in the last hole. Bend back slightly. Draw some food on a paper plate, put the ants on the plate and place a magnet underneath. Make the ants crawl by moving the magnet.

### CONTACT PAPER ANT COLLAGE

Cut an ant shape from clear contact paper. Remove the backing to expose the sticky side. Allow kids to tear small pieces of tissue paper and cover the ant shapes.

### PICNIC TABLE ANTS

Use a square sponge and red paint to paint a checkerboard pattern on white paper. This is the Picnic cloth. After paint dries, glue raisins onto paper for ants.

### FINGERPRINT ART

Let children use washable inkpad to make fingerprints. Have them put three fingerprints next to each other to for body. Add antennae and legs with

## EGG CARTON ANT



Take an egg carton and cut out a row of 3 egg cups. This will be the body of your ant. Paint it and let it dry. Next add six pipe cleaner legs by poking pipe cleaner pieces through egg carton strip. Add two curled up pieces of pipe cleaner to the head for antennae and add some eyes to the face. Create a whole colony.

## TRASH BAG ANTS

Materials: 1 square foot piece of black or brown plastic trash bag for each child  
Fabric scraps or soft stuffing  
7 pipe cleaners  
wiggle eyes  
tape  
2 rubber bands

1. Wrap a handful of stuffing in plastic and seal it with tape.
2. Wrap 2 rubber bands around the bag to make 3 sections of the ant.
3. Tape pipe cleaners to bottom for legs.
4. Bend pipe cleaner in half and tape on head for feelers.
5. Glue on eyes.

## SONGS

**THE ANTS GO MARCHING** (to the tune of "When Johnny Comes Marching Home:)

The ants go marching one by one, Hurrah, Hurrah!  
The ants go marching one by one, Hurrah, Hurrah!  
The ants go marching one by one,  
The little one stops to suck his thumb,  
And the all go marching down... around... the town...

The ants go marching two by two..... Little one stops to tie his shoe.  
The ants go marching three by three... Little one stops to climb a tree.  
The ants go marching four by four... Little one stops to shut the door.  
The ants go marching five by five... Little one stops to swim and dive.

**MARCHING ARMY ANT** (to the tune of "If You're Happy and You know It")

Oh, I wish I were a marching army ant.  
Oh, I wish I were a marching army ant.  
Oh, I'd marchy way up high, until I could touch the sky.  
Oh, I wish I were a marching army ant.

## **OH, THE ANTS ARE BUSY** (to tune of "She'll Be Coming Around the Mountain")

Oh, the ants are busy, busy as can be  
Oh, the ants are busy, busy as can be  
See them dig and dig and dig  
Lots of tunnels, oh, so big,  
Oh, the ants are busy, busy as can be.

## **OTHER FUN STUFF**

### **ANTS AT MY PICNIC**

On a paper plate, kids draw a nutritious picnic lunch (here could go your fruits and vegetables).

Cut out the body of an ant using a small piece of construction paper, Push 3 paper fasteners through the "ant body" and spread the ends to form "legs".

Move a magnet under the paper plate and make the ant "visit" your picnic.

### **ANTS IN THE GRASS**

To set up a grassy trail, tape lengths of green crepe paper streamers to the undersides of a long table. Space the strips several inches apart and let them nearly touch the floor. Let your little ants crawl between the blades of grass. For more ant fun, let the kids wear ant antennae headbands made from black strips of paper, two black pipe cleaners, and black pom poms.

### **ANT FOOD**

Divide a paper plate into sections with a black marker. Place various food items on the plate (i.e. crackers, sugar, and lettuce.) Set the plate outside on a nice warm day, in a low traffic shaded area where you have seen ants. Check back after 1 hour to see what has happened. Check back in 2 hours. What foods have the ants taken? Which is their favorite? Ask your child what foods they like the best.

### **PICNIC**

Materials: An extra large piece of construction paper  
a rectangle of fabric            raisins  
an ink pad                        glue  
markers                            old magazines

Glue the fabric down to be a 'picnic tablecloth' on the paper. Look through the magazines for pictures of food you would like on the picnic cloth and glue them to the tablecloth.

Glue three raisins on the paper, added legs and antennae with markers to make raisin ants.

## **COOPERATION / ANTS IN A LINE**

Ants work as a team. This activity will demonstrate cooperation and teamwork.

Mark off 2 areas with masking tape. Fill one with several beach balls. The ants (children) have to move the pebbles (balls) from one area to another. First, have each child try to move all the balls in one trip. Then have children work together by lining up and forming a pebble brigade to pass the pebbles from ant to ant.

## **MISCELANEOUS FUN**

1. Add plastic ants to your sand or water table.
2. Cut colored poster board into ant shapes. Punch holes around edge and use as lacing cards.
3. Cut out several sizes of ants and have children line them up from smallest to biggest.
4. Cut out 10 ants and number them 1-10. Have children line them up in order.
5. Cut out ants from several different colors and have children sort them.
6. Cut a large ant from poster board. Cut ant into 3 sections and have children put them back together.

## **SNACKS**


### **ANTS ON A LOG**

Fill the hollow part of a half stick of celery with peanut butter. Put raisins on top of the peanut butter to make ants.

### **ANTS IN THE SAND**

Place one whole graham cracker in a Ziploc and seal it, releasing extra air. Crush the cracker either with hands or a small rolling pin. Count your choice of number of raisins (ants!) and add to the Ziploc. Reseal and gently shake.

### **ANTS ON A RAFT**



Spread peanut butter on a graham cracker. Sprinkle on raisins

### **ANTS ON A STUMP**

Slice an apple into circular shapes. Spread with peanut butter and sprinkle with raisins.

## FINGERPLAYS

### ANT HILL

Five little ants in an ant hill (fist closed, palm down, all fingers wiggling a bit.)  
Busily working and never still  
Do you think they are alive?  
See them come out --  
1, 2, 3, 4, 5 (fingers come out one at a time)

### ANT HILL

Once I saw an ant hill (fingers curled under)  
With no ants about;  
So I said, "Little ants,  
Won't you come out?"  
Then, as if the ants had heard my call  
One, two, three, four five came out (fingers extend)  
And that was all!

### LA HORMIGUITA

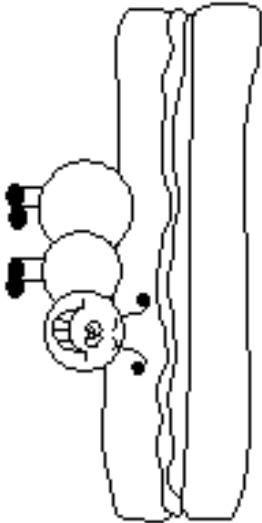
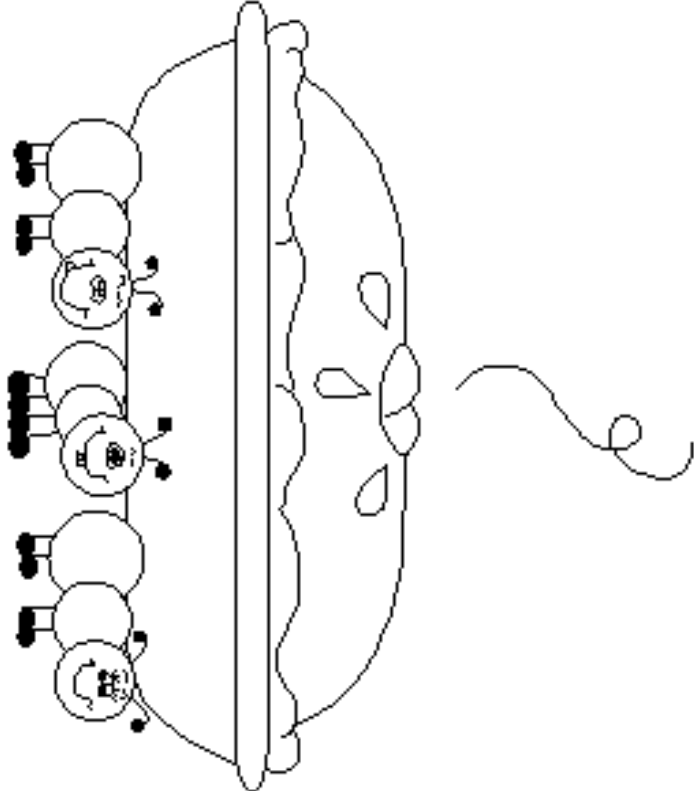
To play this tickle game, walk two fingers up the child's arm, beginning at the hand. The fingers are a little ant looking for a home. When the fingers reach the child's armpit, tickle him or her. That is when the ant finds her home! The first is in Spanish, then English.

Por aquí va una hormiguita  
buscando su casita.  
Por aquí pasó,  
por aquí pasó,  
¡y aquí la encontró!

### THE LITTLE ANT

Here is a little ant  
looking for her home.  
She looked here,  
she looked here,  
and here she found it!

Color the ants.



## ANT BOOKS

CALL NUMBER	AUTHOR	TITLE
J 421 HEP	Hepworth	Antics!
J 595.7 BEE	Beech	Magic School Bus Gets Ants In Its Pants
J 595.7 COU	Coughlan	Ants
J 597.7 FOW	Fowler	Inside An Ant Colony
J 595.7 FRO	Frost	Leaf-Cutting Ants
J 595.7 MIC	Micucci	Life And Times Of The Ant
J 638.57 CHR	Christian	Looking At Ants
E BAKER	Baker	Just How Long Can A Long String Be?
E BRUCHAC	Bruchac	Raccoon's Last Race
E CANNON	Cannon	Crickwing
E CLARKE	Clarke	Runny Honey
E CLIMO	Climo	Little Red Ant And The Great Big Crumb
E COFFELT	Coffelt	Aunt Ant Leaves Through The Leaves
E DAVIS	Davis	Party Animals
E EMBERLEY	Emberley	Ant And The Grasshopper
E GEORGE	George	Alfred Digs
E GINSBURG	Ginsburg	Mushroom In The Rain
E GIOVANNI	Giovanni	Grasshopper's Song – An Aesop's Fable Revisited
E GRAY	Gray	Ant And The Grasshopper
E HALL	Hall	It's An Orange Aardvark!
E HOOSE	Hoose	Hey, Little Ant
E KRUDWIG	Krudwig	Cucumber Soup
E MARTIN	Martin	All For Pie, Pie For All
E MCDONALD	McDonald	Ant And Honey Bee (series)
E MCELLIGOTT	McElligott	Absolutely Not
E MCELLIGOTT	McElligott	Lion's Share
E MOGENSEN	Mogensen	Land Of The Big
E MOSES	Moses	If I Were An Ant
E ORSHOSKI	Orshoski	Ants In Her Pants
E PINCZES	Pinczes	One Hundred Hungry Ants
E PINKNEY	Pinkney	Grasshopper And The Ants
E POOLE	Poole	Ant And The Grasshopper
E PRINCE	Prince	I Saw An Ant In A Parking Lot
E PRINCE	Prince	I Saw An Ant On The Railroad Track
E SAYRE	Sayre	Ant, Ant, Ant!
E SAYRE	Sayre	Army Ant Parade
E SNEED	Sneed	Deputy Harvey And The Ant Cow Caper
E TRIMBLE	Trimble	What Day Is It?
E VANALLSBURG	VanAllsburg	Two Bad Ants
E WELLS	Wells	Max's ABC

E WELLS	Wells	McDuff Saves The Day
E WOLKSTEIN	Wolkstein	Step By Step
E YOUNG	Young	Night Visitors

DVD's

J 791.43 CAT	Cat In The Hat Knows A Lot About That – Wings And Things! (Many Ants Make Light Work)
J 791.43 WOR	Wordworld. Rocket To The Moon (There's A Ant In Every Giant)

This list was updated on 8-1-17